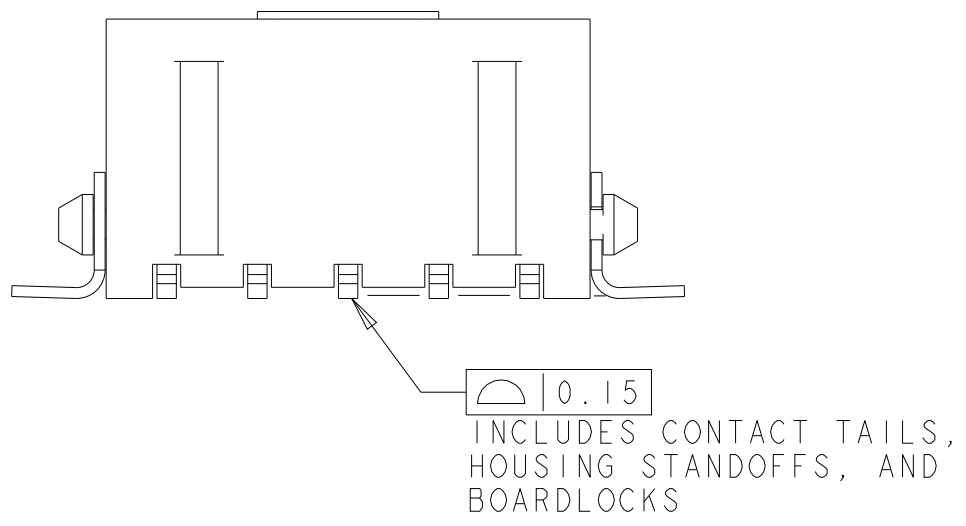
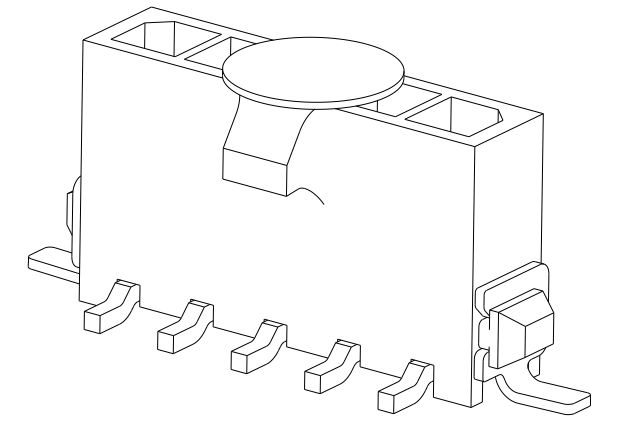
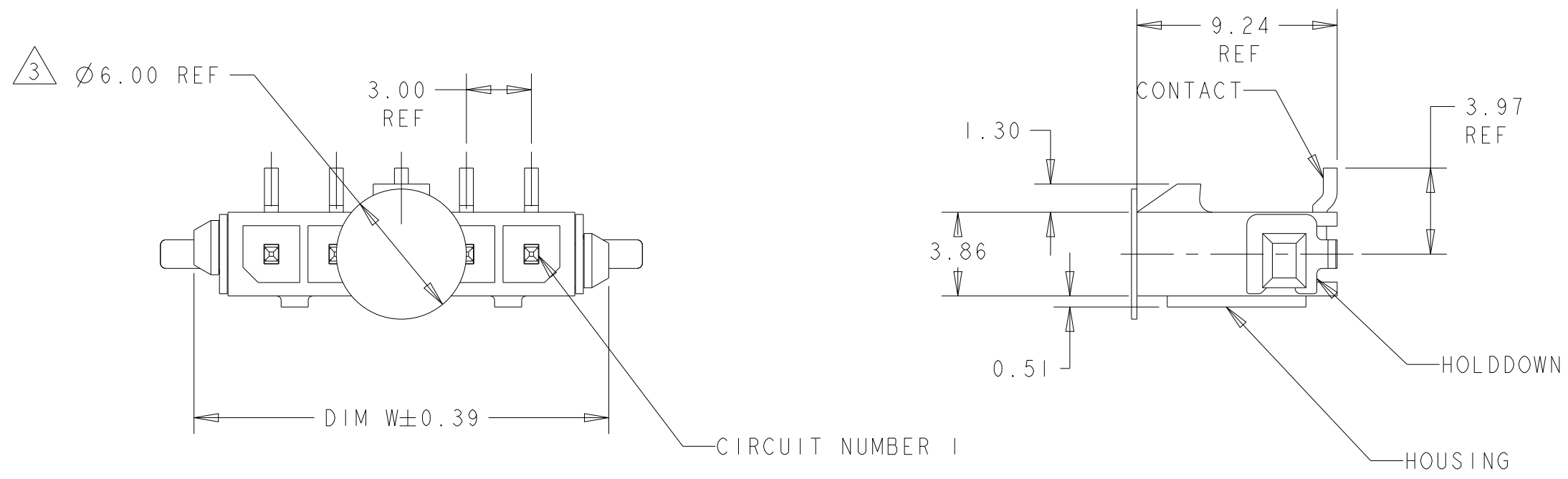


THIS DRAWING IS UNPUBLISHED. RELEASED FOR PUBLICATION 20
 © COPYRIGHT 20 BY - ALL RIGHTS RESERVED.

REVISIONS				
P	LTR	DESCRIPTION	DATE	APVD
C2		REVISED PER ECR-16-011494	20JUN2017	NK CX
C3		ECO-19-006934	13MAY2019	AP WS



- 1 MATERIAL: HOUSING - UL 94V-0 RATED HIGH TEMP NYLON, COLOR BLACK.
CONTACTS - BRASS
HOLDDOWNS: - PHOSPHOR BRONZE.
- 2 RECOMMENDED PC BOARD THICKNESS OF 1.57.
- 3 KAPTON VACUUM PICK UP BUTTON.
- 4 PLATING: CONTACTS - 2.54µm MINIMUM MATTE TIN OVER 1.27µm MINIMUM NICKEL.
HOLDDOWNS - 2.54µm MINIMUM MATTE TIN OVER 1.27µm MINIMUM NICKEL.
- 5 COUNTERPART RECOMMENDED IS PN 1445022 OR 2008571 (DASH ACC. TO NUMBER OF POSITION).
- 6 FOR REELING DIRECTION AND PACKAGING TYPE, SEE SPECIFICATION 114-13000.

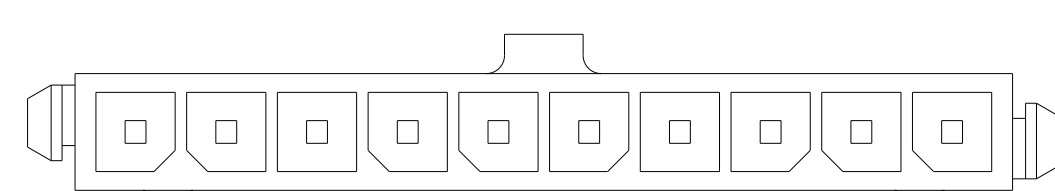
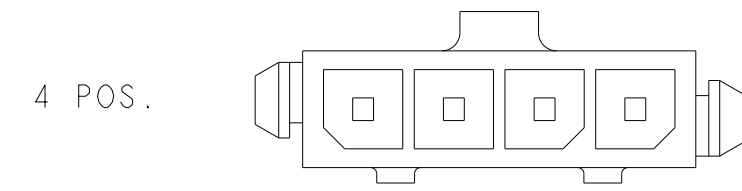
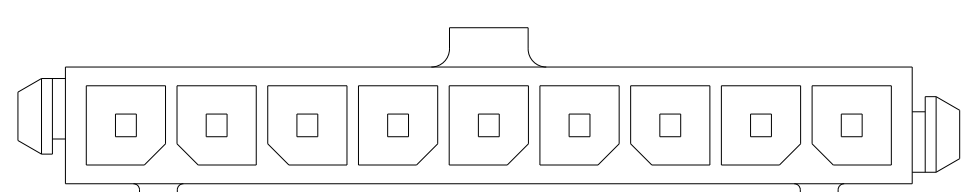
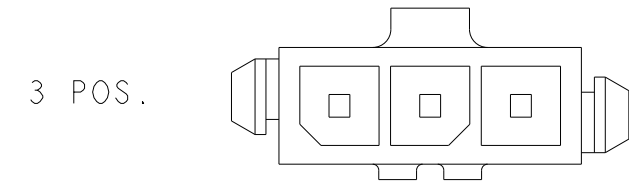
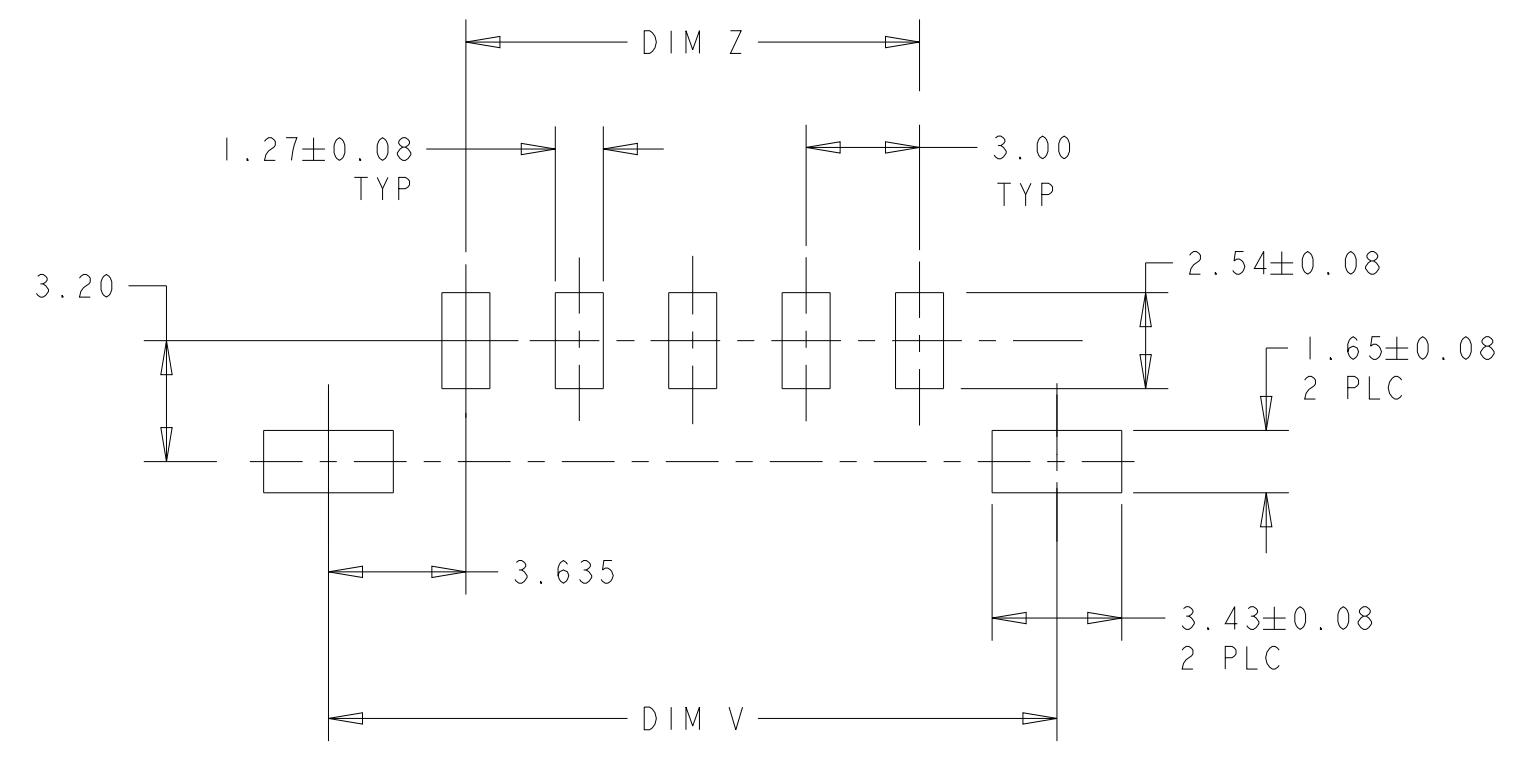
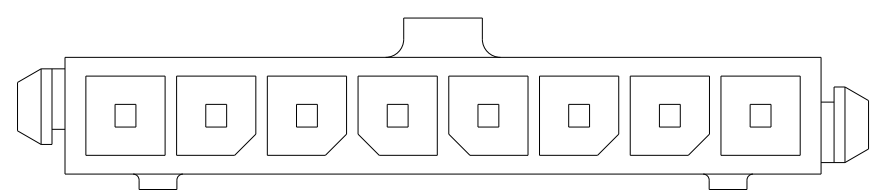
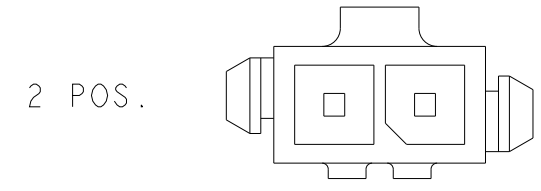
33.00	40.41	40.00	12	3-1445053-2
30.00	37.41	37.00	11	3-1445053-1
27.00	34.41	34.00	10	3-1445053-0
24.00	31.41	31.00	9	2-1445053-9
21.00	28.41	28.00	8	2-1445053-8
18.00	25.41	25.00	7	2-1445053-7
15.00	22.41	22.00	6	2-1445053-6
12.00	19.41	19.00	5	2-1445053-5
9.00	16.41	16.00	4	2-1445053-4
6.00	13.41	13.00	3	2-1445053-3
3.00	10.41	10.00	2	2-1445053-2
DIM Z	DIM V	DIM W	NO. OF POSN	PART NUMBER

THIS DRAWING IS A CONTROLLED DOCUMENT.

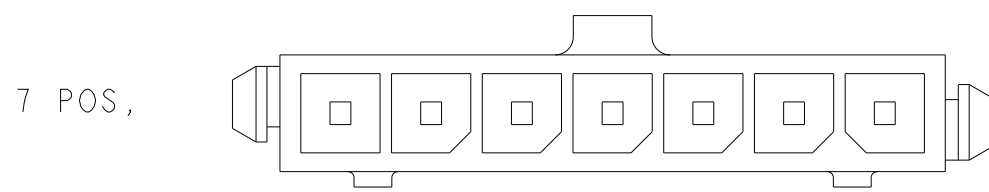
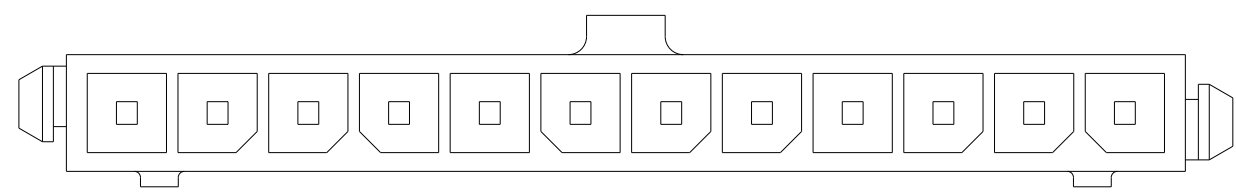
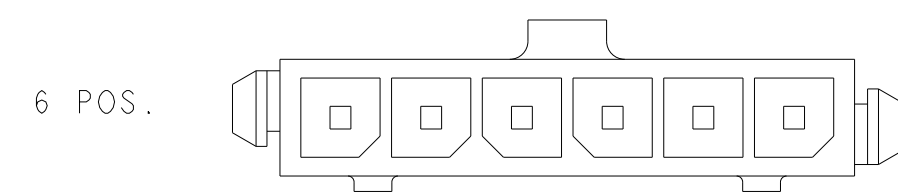
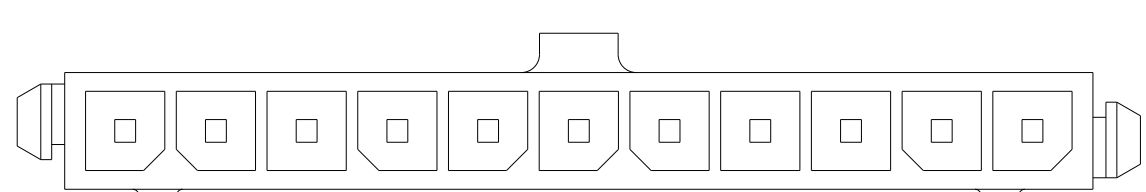
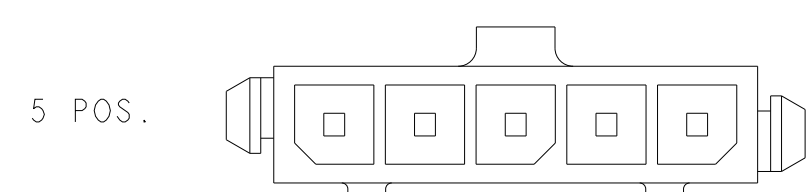
DWN J. ROOT 07OCT2000	TE Connectivity	
CHK K. WHITAKER 20-FEB-2001		
APVD C. JONES 20-FEB-2001		
PRODUCT SPEC 108-1836		
DIMENSIONS: mm	TOLERANCES UNLESS OTHERWISE SPECIFIED:	NAME VERTICAL SURFACE MOUNT HEADER ASSY, TIN CONTACTS, SURF MOUNT HOLDDOWNS, SINGLE ROW, MICRO MATE-N-LOK™
0 PLC ±	1 PLC ±	SIZE 114-13000
2 PLC ±0.20	3 PLC ±	CAGE CODE A200779
4 PLC ±	ANGLES ±°	DRAWING NO C-1445053
MATERIAL 1	FINISH 4	RESTRICTED TO -
CUSTOMER DRAWING		SCALE 4:1
		SHEET 1 OF 2
		REV C4

THIS DRAWING IS UNPUBLISHED. RELEASED FOR PUBLICATION 20
 © COPYRIGHT 20 BY - ALL RIGHTS RESERVED.

REVISIONS				
P	LTR	DESCRIPTION	DATE	APVD
-	-	SEE SHEET 1	-	-



PCB LAYOUT COMPONENT SIDE



KEYING BY POSITION SIZE

THIS DRAWING IS A CONTROLLED DOCUMENT.		DWN J. ROOT 07OCT2000	TE Connectivity			
DIMENSIONS: mm		CHK K. WHITAKER 20-FEB-2001				
TOLERANCES UNLESS OTHERWISE SPECIFIED:		APVD C. JONES 20-FEB-2001	NAME VERTICAL SURFACE MOUNT HEADER ASSY, TIN CONTACTS, SURF MOUNT HOLDDOWNS, SINGLE ROW, MICRO MATE-N-LOK			
		PRODUCT SPEC 108-1836	SIZE A2	CAGE CODE 00779	DRAWING NO C-1445053	RESTRICTED TO -
MATERIAL -		APPLICATION SPEC 114-13000	SCALE 4:1		SHEET 2 OF 2	REV C4
FINISH -		WEIGHT -	CUSTOMER DRAWING			