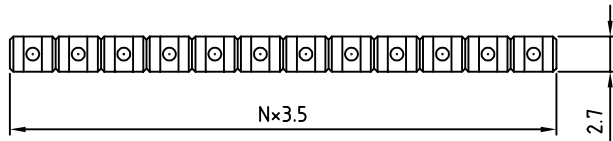
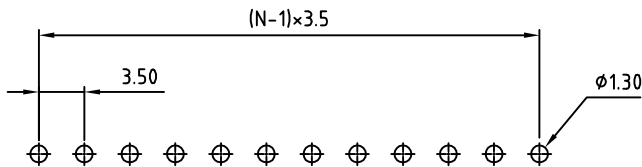
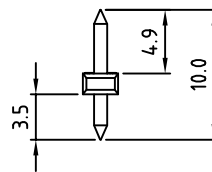
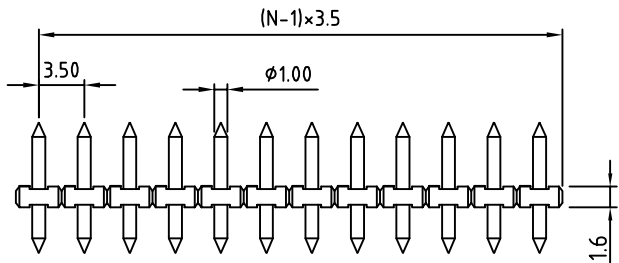


SIGN	DATE	DESCRIPTION	APPROVER
THIS IS CAD DRAWING, DO NOT REVISE MANUALLY!!!			



N = Number of contact



P.C.B. LAYOUT

- Material:
- Solid PIN: Brass(CuZn)
 - Surface of solder tail: Tin plated
 - Insulator(housing): Thermoplastic (UL94 V-0)

- Electrical:
- Voltage rating: 150V
 - Current rating: 10A
 - Withstanding Voltage: 1.3KV
 - Operating temperature: -30°C to +105°C
 - Soldering temperature: 260°C±10°C/5 Sec
 - Safety Approval: US

RoHS Compliant

PART NUMBER:

OSTOPXX2B01

No. of Poles _____
 02: 2 Poles
 "" ""
 24: 24 Poles

THESE DRAWINGS AND SPECIFICATIONS ARE THE PROPERTY OF ON-SHORE TECHNOLOGY, INC. AND SHALL NOT BE REPRODUCED, COPIED OR USED IN ANY MANNER WITHOUT THE PRIOR WRITTEN CONSENT OF ON-SHORE TECHNOLOGY, INC.



TITLE		OSTOP 3.5mm Series 2p-24p				
PART NO.	OSTOPXX2B01	DWG NO.	OSTOPXX2B01.DWG			
APPROVED	CHECKED	DESIGNED	DRAWN	CUST NO.	Tolerance	
Shi Jun 2006.10.23	Shi Jun 2006.10.23	Tony 2006.10.23	Tony 2006.10.23		UNIT: mm	X. ±0.50
				SHEET: 01/01	SCALE: NONE	X.X ±0.30
					REV.: C	X.XX ±0.10
						X° ±1°