



Enclosure for command devices 22 mm, round, enclosure material plastic, enclosure top part yellow, 2 control points plastic, B = Indicator light, red, LED 24 V AC/DC, screw terminal, label without inscription, A = EMERGENCY STOP, 40 mm, RONIS SB30, label with inscription: EMERGENCY STOP, 1 NO, 1 NC, screw terminal, floor mounting, 1xM20 each on top and bottom labels enclosed

<b>product brand name</b>	SIRIUS ACT
<b>product designation</b>	Enclosures
<b>product type designation</b>	3SU1
<b>equipment of commanding and signaling device</b>	A = EMERGENCY-STOP mushroom pushbutton, 40 mm, with positive latching acc. to ISO 13850 and rotate-to-unlatch mechanism, B = indicator light
<b>manufacturer's article number</b>	<ul style="list-style-type: none"> <li>• of supplied contact module</li> <li>• of supplied contact module at the command point A 1</li> <li>• of supplied contact module at the command point A 2</li> <li>• of supplied LED module</li> <li>• of supplied LED module at the command point B</li> <li>• of the supplied holder</li> <li>• of the supplied holder at the command point A</li> <li>• of the supplied holder at the command point B</li> <li>• of the supplied actuator</li> <li>• of the supplied actuator at the command point A</li> <li>• of the supplied actuator at the command point B</li> <li>• of supplied repeater</li> <li>• of supplied empty enclosure</li> <li>• of supplied support terminal</li> <li>• of supplied support terminal at the command point A</li> <li>• of supplied accessory</li> <li>• of the supplied accessories at the command point A</li> <li>• of the supplied accessories at the command point B</li> </ul>
	<p>A1 = 3SU1400-2AA10-1CA0, A2 = 3SU1400-2AA10-1BA0  <a href="#">3SU1400-2AA10-1CA0</a>  <a href="#">3SU1400-2AA10-1BA0</a></p> <p>B3 = 3SU1401-2BG20-1AA0  <a href="#">3SU1401-2BB20-1AA0</a></p> <p>A = 3SU1550-0AA10-0AA0, B = 3SU1550-0AA10-0AA0  <a href="#">3SU1550-0AA10-0AA0</a>  <a href="#">3SU1550-0AA10-0AA0</a></p> <p>A = 3SU1050-1HF20-0AA0  <a href="#">3SU1050-1HF20-0AA0</a>  <a href="#">3SU1051-6AA20-0AA0</a></p> <p>B = 3SU1051-6AA20-0AA0  <a href="#">3SU1802-0AA00-0AB2</a></p> <p>A4 = 3SU1400-4DA43-1AA0  <a href="#">3SU1400-4DA43-1AA0</a></p> <p>A = 3SU1900-0AF16-0AA0, B = 3SU1900-0AF16-0AA0  <a href="#">3SU1900-0AF16-0AA0</a>  <a href="#">3SU1900-0AF16-0AA0</a></p>
<b>Enclosure</b>	
<b>design of the housing</b>	with recess for label
<b>shape of the enclosure front</b>	rectangular
<b>material of the enclosure</b>	plastic
<b>number of command points</b>	2
<b>product component</b>	
<ul style="list-style-type: none"> <li>• EMERGENCY STOP device</li> <li>• protective collar</li> </ul>	<p>Yes</p> <p>No</p>
<b>color of the enclosure top part</b>	yellow
<b>delivery state</b>	
<ul style="list-style-type: none"> <li>• as a kit</li> <li>• pre-wired on strip terminal</li> </ul>	<p>No</p> <p>No</p>
<b>fastening method of the enclosure</b>	Vertical

Actuator	
design of the actuating element	Indicator light / EMERGENCY STOP mushroom pushbutton
suitability for use EMERGENCY OFF switch	Yes
product feature lockout	No
product extension optional light source	Yes
color of the actuating element	A = red / B = red
material of the actuating element	plastic
shape of the actuating element	round
number of contact modules	2
type of unlocking device	A = key-operated release / B = without
Front ring	
product component front ring	Yes
design of the front ring	Standard
material of the front ring	Metal, high gloss
color of the front ring	silver
Holder	
material of the holder	Plastic
Display	
number of LED modules	1
General technical data	
product function	
• positive opening	Yes
• EMERGENCY OFF function	Yes
• EMERGENCY STOP function	Yes
protection class IP	IP66, IP67, IP69(IP69K)
degree of protection NEMA rating	1, 2, 3, 3R, 4, 4X, 12K, 13
shock resistance	
• according to IEC 60068-2-27	sinusoidal half-wave 15g / 11 ms
vibration resistance	
• according to IEC 60068-2-6	10 ... 500 Hz: 5g
reference code according to IEC 81346-2	S
continuous current of the C characteristic MCB	10 A; for a short-circuit current smaller than 400 A
continuous current of the quick DIAZED fuse link	10 A
continuous current of the DIAZED fuse link gG	10 A
Substance Prohibitance (Date)	10/01/2014
operating voltage	
• at AC	
— at 50 Hz rated value	24 ... 24 V
— at 60 Hz rated value	24 ... 24 V
• at DC rated value	24 ... 24 V
Communication/ Protocol	
design of the interface for communication	without
Auxiliary circuit	
design of the contact of auxiliary contacts	Silver alloy
number of NC contacts for auxiliary contacts	1
number of NO contacts for auxiliary contacts	1
Connections/ Terminals	
type of electrical connection of modules and accessories	Screw-type terminal
type of electrical connection on enclosure	Cable routing above and below, both 1 x M20
tightening torque of the screws in the bracket	1 ... 1.2 N·m
tightening torque of fixing screws in the enclosure cover	1.5 ... 1.7 N·m
tightening torque with screw-type terminals	0.8 ... 0.9 N·m
Lamp	
light intensity	450 ... 1 120 mcd
Ambient conditions	
ambient temperature	
• during operation	-25 ... +70 °C
• during storage	-40 ... +80 °C

environmental category during operation according to IEC 60721	3M6, 3S2, 3B2, 3K6 (with relative air humidity of 10 ... 95%, no condensation in operation permitted for all devices behind front panel)
--	--

Installation/ mounting/ dimensions	
fastening method of modules and accessories	Floor mounting
height	114 mm
width	85 mm
depth	109 mm
shape of the installation opening	round

Accessories	
number of labels	2
marking of the name plate for command devices	A = "Emergency Stop" / B = without inscription
color of the label	A = black / B = black
number of inscription plates	0

Certificates/ approvals	
General Product Approval	



[Confirmation](#)



Declaration of Conformity	Test Certificates	Marine / Shipping
---------------------------	-------------------	-------------------



EG-Konf.

[Type Test Certificates/Test Report](#)

[Special Test Certificate](#)



ABS



LRS

Marine / Shipping	other
-------------------	-------



PRS



RINA



RMRS

[Environmental Confirmations](#)

[Confirmation](#)

### Further information

Information- and Downloadcenter (Catalogs, Brochures,...)

<https://www.siemens.com/ic10>

Industry Mall (Online ordering system)

<https://mall.industry.siemens.com/mall/en/en/Catalog/product?mlfb=3SU1802-0NA00-2AB2>

Cax online generator

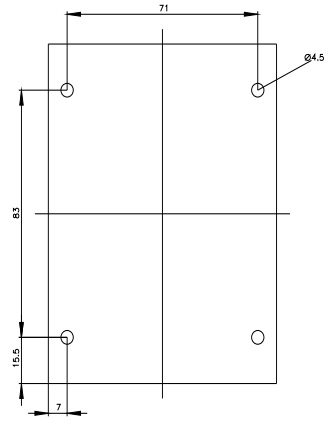
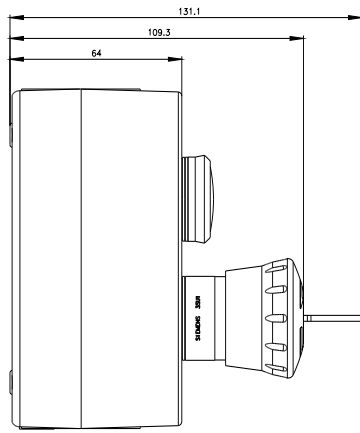
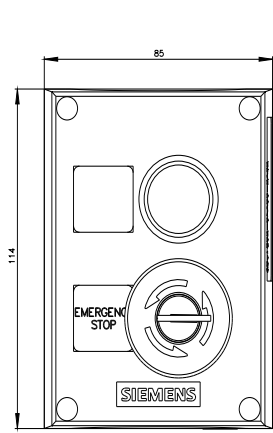
<http://support.automation.siemens.com/WW/CAXorder/default.aspx?lang=en&mlfb=3SU1802-0NA00-2AB2>

Service&Support (Manuals, Certificates, Characteristics, FAQs,...)

<https://support.industry.siemens.com/cs/ww/en/ps/3SU1802-0NA00-2AB2>

Image database (product images, 2D dimension drawings, 3D models, device circuit diagrams, EPLAN macros, ...)

[http://www.automation.siemens.com/bilddb/cax\\_de.aspx?mlfb=3SU1802-0NA00-2AB2&lang=en](http://www.automation.siemens.com/bilddb/cax_de.aspx?mlfb=3SU1802-0NA00-2AB2&lang=en)



last modified:

1/26/2022 