

This drawing involves proprietary design rights of Tyco Electronics Corporation, and all design, manufacture, reproduction, use and sale rights regarding the same are expressly reserved. It is submitted for a specific purpose and the recipient by accepting this drawing, assumes custody and control and agrees to take reasonable precautions; (a) that this drawing will not be copied and reproduced, in whole or in part, or its contents revealed in any manner, or to any person except to meet the purpose for which it was delivered and (b) that any special features peculiar to this design will not be incorporated in other projects without the expressed written permission of Tyco Electronics Corporation.

REVISIONS			
EC	REV	DESCRIPTION	DATE
CPR	A	NEW RELEASE	2/27/06

- 7. CONTACTS PURCHASED SEPARATELY.
- 6. ELCON EQUIVALENT SERIES 292-10-01100.
- 5. ITEMS PROVIDED TO THIS SPECIFICATION TO BE PERMANENTLY IDENTIFIED PER THE FOLLOWING IDENTIFIER:



4. A REFERENCE DIMENSION (X.XX) IS WITHOUT TOLERANCE AND USED FOR INFORMATION ONLY.

3. FINISHES:
RETENTION CLIPS: BRITE DIP PICKLED PER INDUSTRY STANDARDS.

2. MATERIALS:
INSULATORS: THERMOPLASTIC, GLASS REINFORCED, UL94V-0 FLAMMABILITY RATED, COLOR-BLACK.

RETENTION CLIPS: COPPER OR STAINLESS STEEL.

1. PART NUMBER CHANGES AND OR DESIGN CHANGES AFFECTING ITEM INTERCHANGEABILITY REQUIRE PRIOR TYCO APPROVAL AND AUTHORIZATION BY REVISION TO THIS DRAWING.

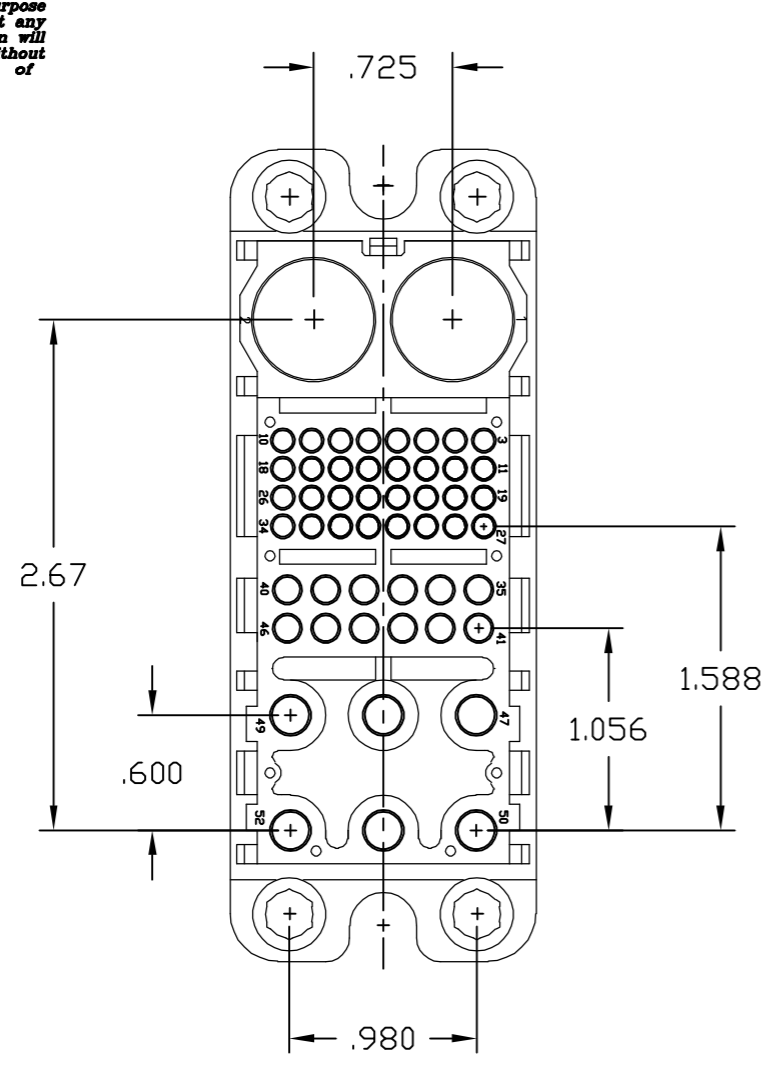
NOTES: UNLESS OTHERWISE SPECIFIED

TYCO PART NUMBER
1648186-1

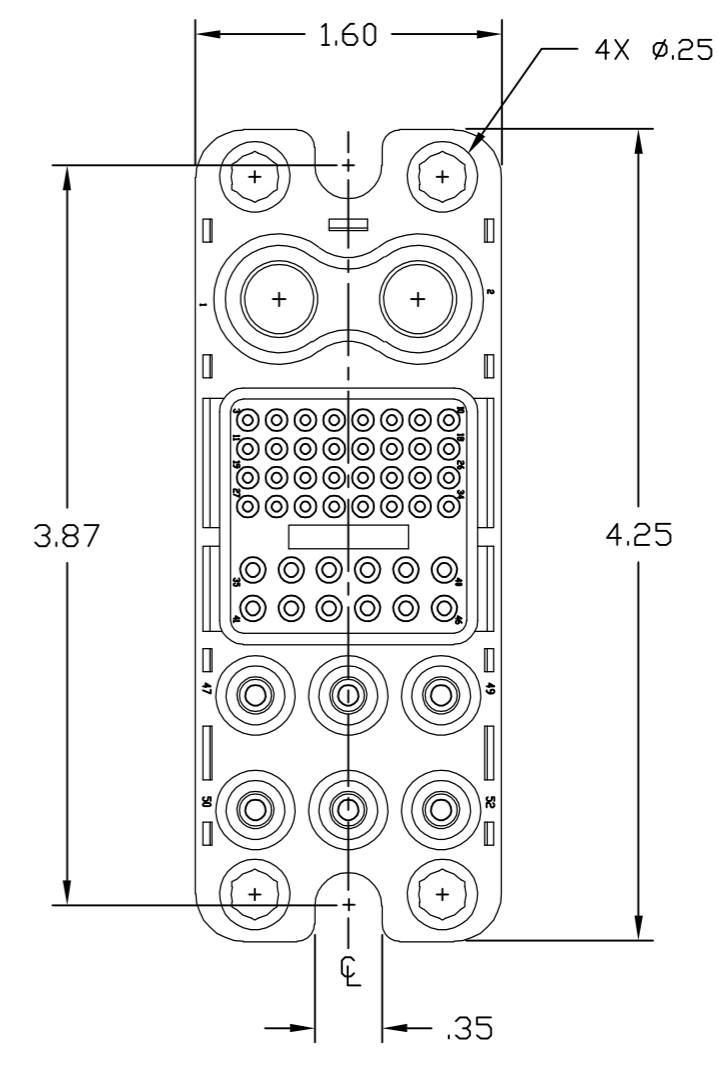
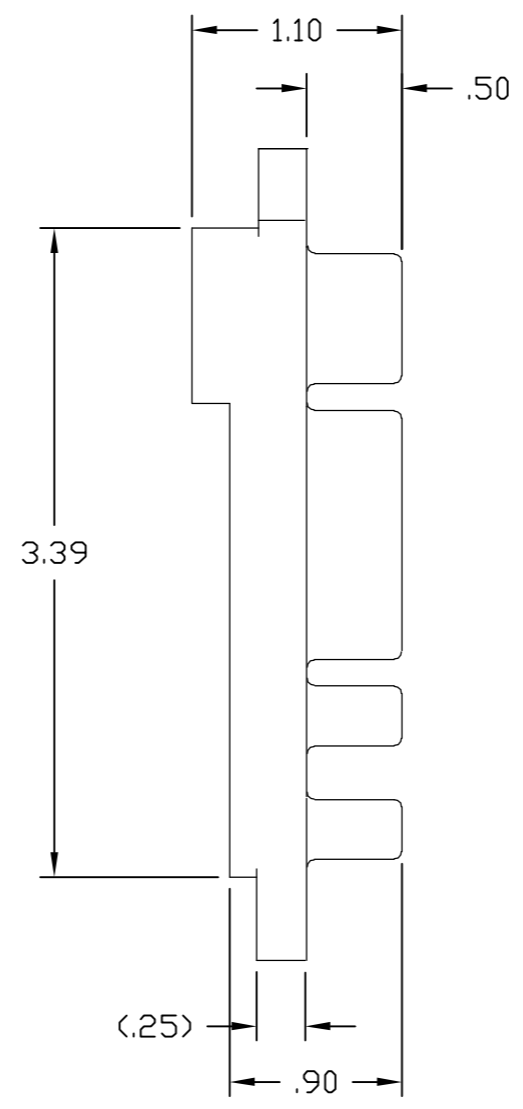
<p>THIRD ANGLE PROJECTION</p> <p>UNLESS OTHERWISE SPECIFIED DIMENSIONS ARE IN INCHES (METRIC)</p> <p>TOLERANCES</p> <p>ANGLES ± .5°</p> <p>DECIMALS</p> <p>.XXX ± .010 (.25)</p> <p>.XX ± .02 (.3)</p>	<p>INCH OR INCH (MM)</p> <p>← INCH →</p> <p>MM</p>	<p>DRAWN</p> <p>R. F. A.</p>	<p>DATE</p> <p>2/27/06</p>	<p>tyco Tyco Electronics Corporation ELCON</p> <p>Menlo Park, Ca 94025</p>		
	<p>CHECKED</p>		<p>TITLE</p> <p>CONNECTOR, SOCKET TOP DRAWER</p>			
	<p>APPROVED</p>		<p>APPROVED</p> <p>S. FLICKINGER</p> <p>3/3/06</p>		<p>SIZE</p> <p>B</p>	<p>DWG NUMBER</p> <p>C= 1648186</p>
	<p>APPROVED</p> <p>DCA APPROVED</p>		<p>ACAD FILE NUMBER</p> <p>C1648186A.DWG</p>		<p>REV.</p> <p>A</p>	<p>SH 1 OF 2</p>
				<p>DWG SCALE 1=1</p>		

This drawing involves proprietary design rights of Tyco Electronics Corporation, and all design, manufacture, reproduction, use and sale rights regarding the same are expressly reserved. It is submitted for a specific purpose and the recipient by accepting this drawing, assumes custody and control and agrees to take reasonable precautions; (a) that this drawing will not be copied and reproduced, in whole or in part, or its contents revealed in any manner, or to any person except to meet the purpose for which it was delivered and (b) that any special features peculiar to this design will not be incorporated in other projects without the expressed written permission of Tyco Electronics Corporation.

REVISIONS			
EC	REV	DESCRIPTION	DATE
		SEE SHEET 1	



REAR VIEW



FRONT VIEW

INCH OR INCH (MM) THIRD ANGLE PROJECTION UNLESS OTHERWISE SPECIFIED DIMENSIONS ARE IN INCHES (METRIC) TOLERANCES ANGLES ± .5' DECIMALS .XXX ± .010 (.25) .XX ± .02 (.3)	DRAWN R. F. A.	DATE 2/27/06	 Tyco Electronics Corporation Menlo Park, Ca 94025 	TITLE CONNECTOR, SOCKET TOP DRAWER SIZE B DWG NUMBER C-1648186 REV. A
	CHECKED			
	APPROVED			
	APPROVED S. FLICKINGER	3/3/06		
	DCA APPROVED			
	ACAD FILE NUMBER	C1648186A.DWG	DWG SCALE 1=1	SH 2 OF 2