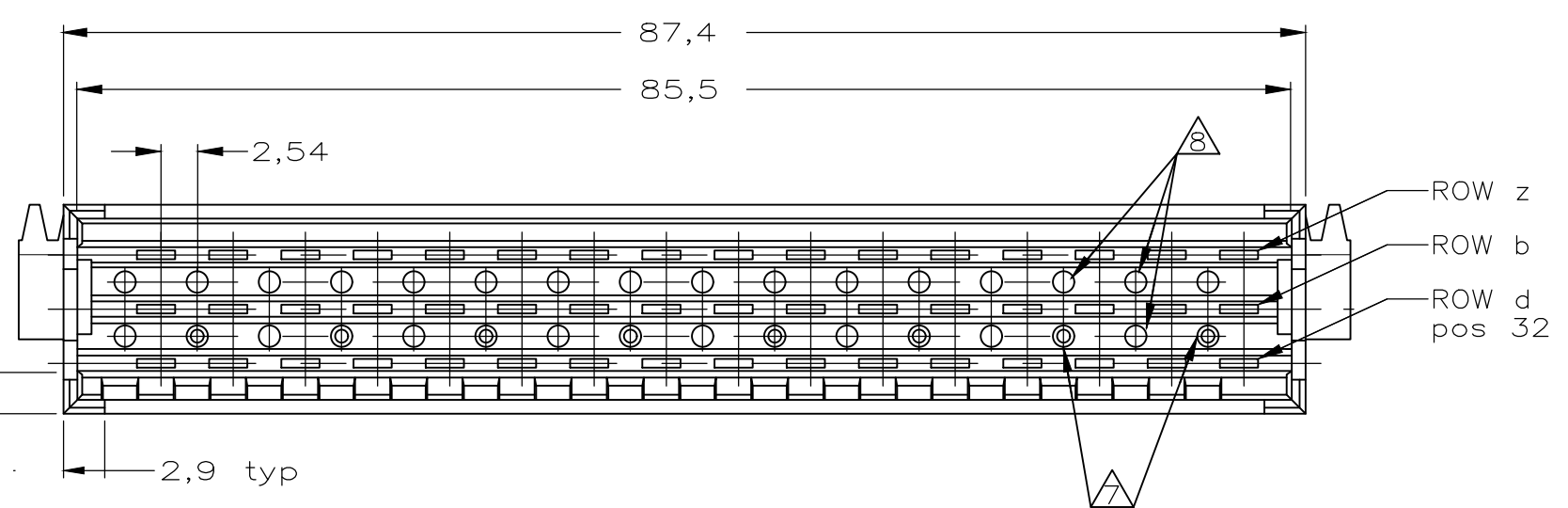
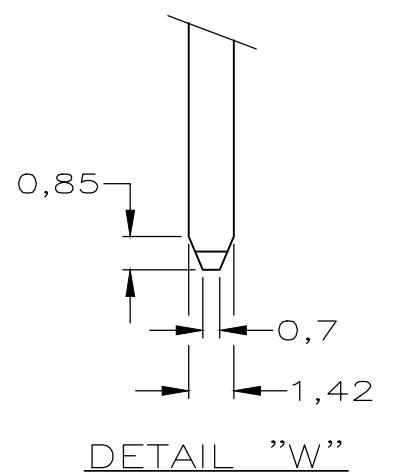
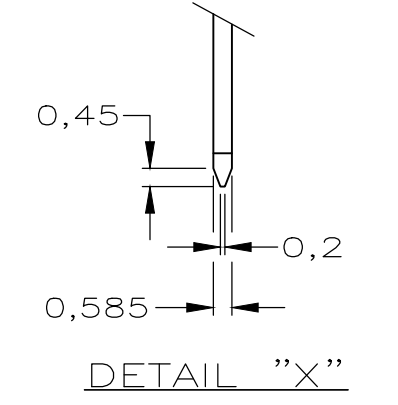
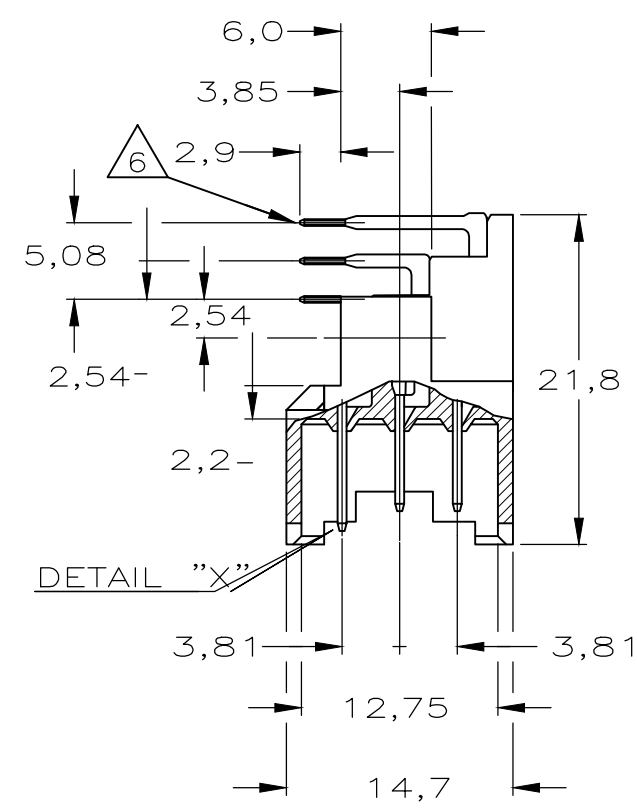
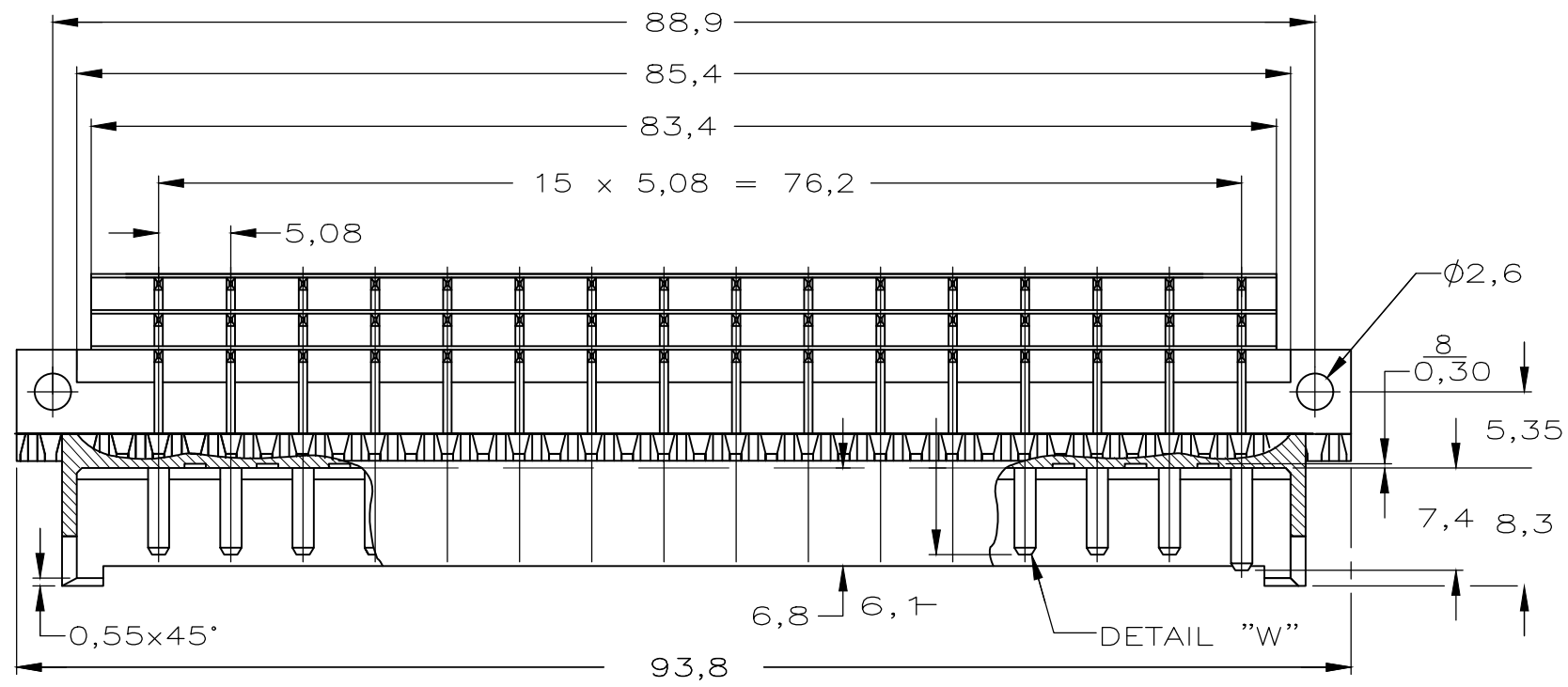


REVISIONS					
P	LTR	DESCRIPTION	DATE	DWN	APVD
	H	REVISED PER ECO-20-012547	04NOV2020	RZ	HL



POS. NO	2	4	6	8	10	12	14	16	18	20	22	24	26	28	30	32
F 48 ROW	X	X	X	X	X	X	X	X	X	X	X	X	X	X	X	X
	X	X	X	X	X	X	X	X	X	X	X	X	X	X	X	X
	X	X	X	X	X	X	X	X	X	X	X	X	X	X	X	X

AN ASTERISK „X” DENOTES A STANDARD CONTACT.
AN ASTERISK „⊗” DENOTES A FMLB CONTACT.

NOTES

- 1 MATERIAL:
-HOUSING: THERMOPLASTIC POLYESTER, COLOR GREY.
-CONTACTS: BRASS.
- 2 PLATING CONTACT: 1,25 μm Au OVER 1,25 μm Ni IN CONTACT AREA.
Sn over 1,25 μm Ni ON SOLDER POST.
- 3 PLATING CONTACT: 0,8 μm Au OVER 1,25 μm Ni IN CONTACT AREA.
Sn over 1,25 μm Ni ON SOLDER POST.
- 4 PLATING CONTACT: 2,0 μm Au OVER 1,25 μm Ni IN CONTACT AREA.
Sn over 1,25 μm Ni ON SOLDER POST.
- 5 PLATING CONTACT: 0,4 μm Au OVER 1,25 μm Ni IN CONTACT AREA.
Sn over 1,25 μm Ni ON SOLDER POST.
- 6 SOLDER POSTS SUITABLE FOR P.C.B. HOLES
0,8±0,05 OR 1,0±0,1 DIA.
- 7 8 HOLES SUITABLE FOR KEYING PIN PN. 215916-1.
- 8 KEYING HOLES TO BE DRILLED BY CUSTOMER.

2--8 OBSOLETE	SEE NOTE 5	SEE NOTE 1	2-166095-8
2--7 OBSOLETE	SEE NOTE 4		2-166095-7
2--4 OBSOLETE	SEE NOTE 3		2-166095-4
	SEE NOTE 2		2-166095-1
	FINISH	MATERIAL	PART NUMBER

THIS DRAWING IS A CONTROLLED DOCUMENT.		DWN R.v.Lokven 31.03.93	STE TE Connectivity			
		CHK J.GIBBELS				
		APVD -	NAME 48 POS. DIN 41612 F MALE			
		PRODUCT SPEC -	90			
		APPLICATION SPEC -	-			
MATERIAL -		WEIGHT 0.000000	SIZE A3	CAGE CODE 00779	DRAWING NO C-166095	RESTRICTED TO -
FINISH -		CUSTOMER DRAWING		SCALE -	SHEET 1 OF 1	REV H