

注記
NOTE

1. 使用材料
MATERIAL
- ハウジング
HOUSING : 液晶ポリマー (LCP), ガラス充填,
UL94V-0 色:黒色
LIQUID CRYSTAL POLYMER(LCP),
GLASS FILLED,UL94V-0 COLOR:BLACK
- ターミナル
TERMINAL : 銅合金 (t=0.18)
ニッケル下地 金メッキ (コンタクト、テール部)
COPPER ALLOY(t=0.18)
GOLD PLATING(CONTACT, TAIL AREA) OVER NICKEL PLATING.
- 金具
FITTING NAIL : 銅合金 (t=0.25)
ニッケル下地 錫メッキ
COPPER ALLOY(t=0.25)
TIN OVER NICKEL PLATING.

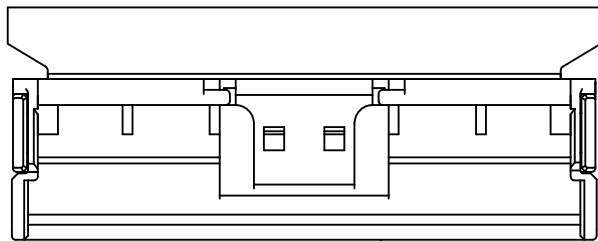
- ② N=偶数に適用 (N:極数)
APPLY FOR N-EVEN IN CIRCUIT
- ③ パターン剥離止め用金具
FITTING NAIL FOR PREVENTION OF PEELING
OF P.C.B. PATTERN.
- ④ 適合ジャケット: 501783-**09
製品詳細寸法はSD-501783-001を参照下さい。
APPLICABLE JACKET:501783-**09
RE DETAILED DIMENSION SEE "SD-501783-001.
- ⑤ 適合ジャケットカバー: 501784-**09
製品詳細寸法はSD-501784-001を参照下さい。
APPLICABLE JACKET:501784-**09
RE DETAILED DIMENSION SEE "SD-501784-001.
6. ELV及びRoHS適合品
ELV AND ROHS COMPLIANT

参考基板レイアウト
P.C.B. BOARD PATTERN
DIMENSION (REF.)
(マウント面)
(MOUNTING SIDE)

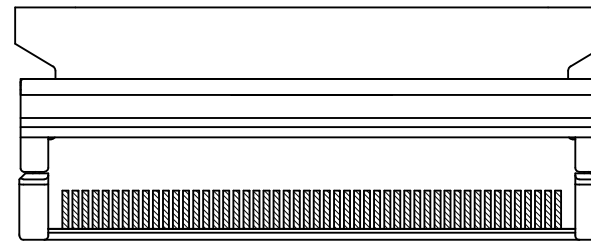
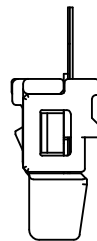
42.2	44.1	39.5	48.1	501786-8090	80
27.2	29.1	24.5	33.1	501786-5090	50
D	C	B	A	EMBOSSED PACKAGE	極数
				オーダー番号 ORDER NO.	CIRCUITS
CONNECTOR SERIES NO. 501786-**11					

REVISED EC NO: J2010-1937 DRWN: YMORI CHKD: MATSUURA APPR: KMORIKAWA	DESCRIPTION 2010/03/25 2010/03/25 2010/05/10	GENERAL TOLERANCES (UNLESS SPECIFIED)		DIMENSION STYLE MM ONLY		SCALE ---	DESIGN UNITS METRIC		THIRD ANGLE PROJECTION	
		10 UNDER	±0.2	DRAWN BY H. IJIMA	DATE 06/01/13	TITLE 0.5 FFC TO BOARD CONN REC HSG ASSY(ST)				
		10 OVER 30 UNDER	±0.25	CHECKED BY K. TAKAHASHI	DATE 06/01/13	MOLEX INCORPORATED				
		30 OVER	±0.3	APPROVED BY H. HIRATA	DATE 06/01/13					
ANGULAR ±1 °		DRAFT WHERE APPLICABLE MUST REMAIN WITHIN DIMENSIONS		MATERIAL NO. 501786-**11		DOCUMENT NO. SD-501786-001		SHEET NO. 1 OF 2		
A		REV		SIZE A3		THIS DRAWING CONTAINS INFORMATION THAT IS PROPRIETARY TO MOLEX INCORPORATED AND SHOULD NOT BE USED WITHOUT WRITTEN PERMISSION				

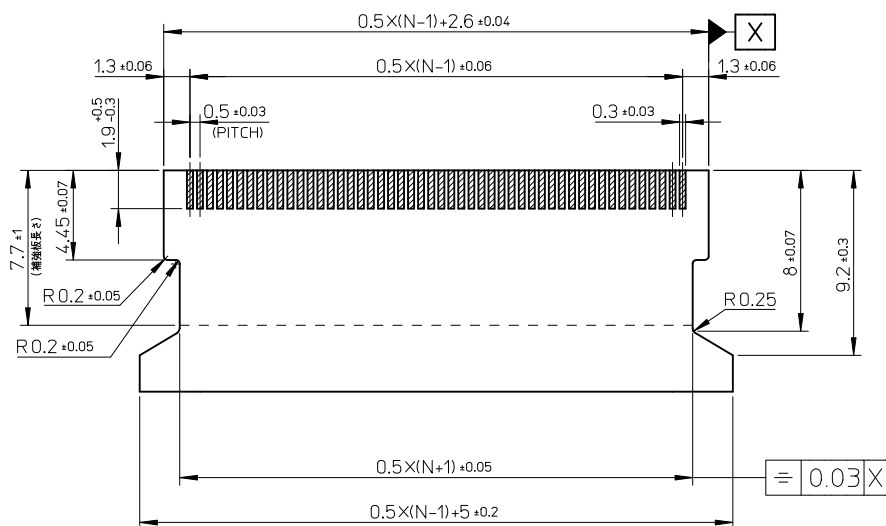
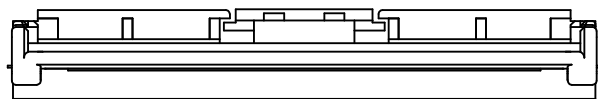
10 9 8 7 6 5 4 3 2 1



△ ジャケット
JACKET



△ ジャケットカバー
JACKET COVER

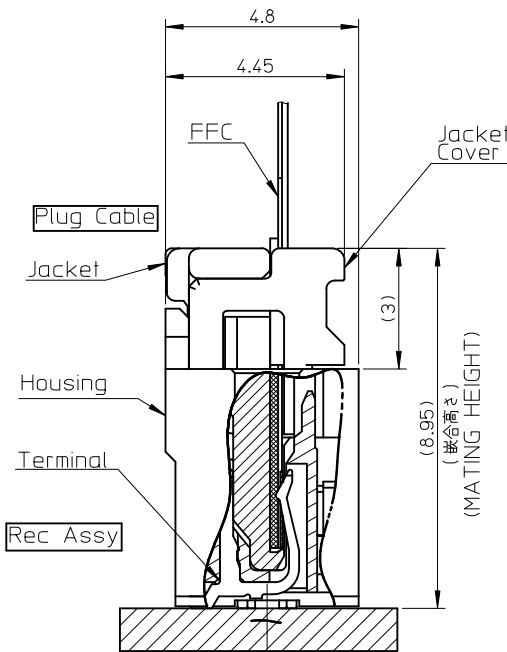


X

= 0.03 X

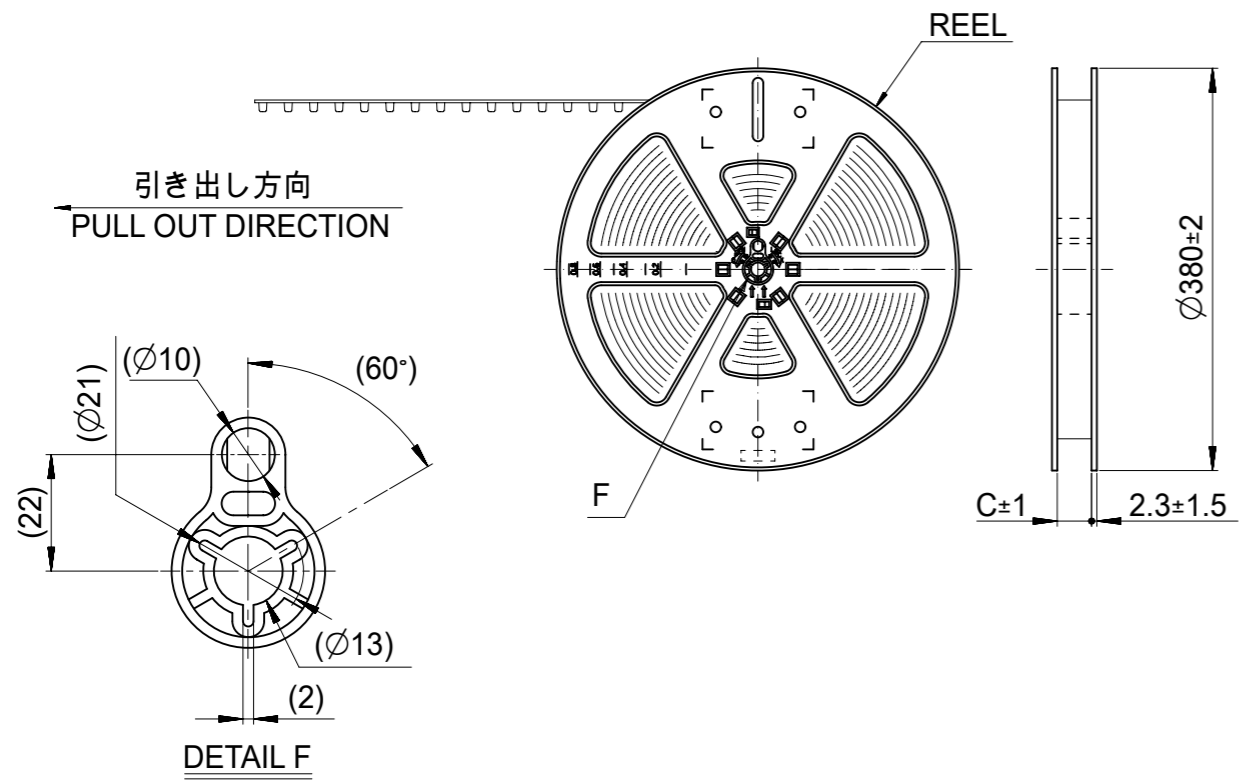
コネクタ接点部

適合FFC推奨寸法
APPLICABLE FFC
RECOMMENDED DIMENSION
(仕上がり厚さ: コネクタ接点部 0.3±0.03)

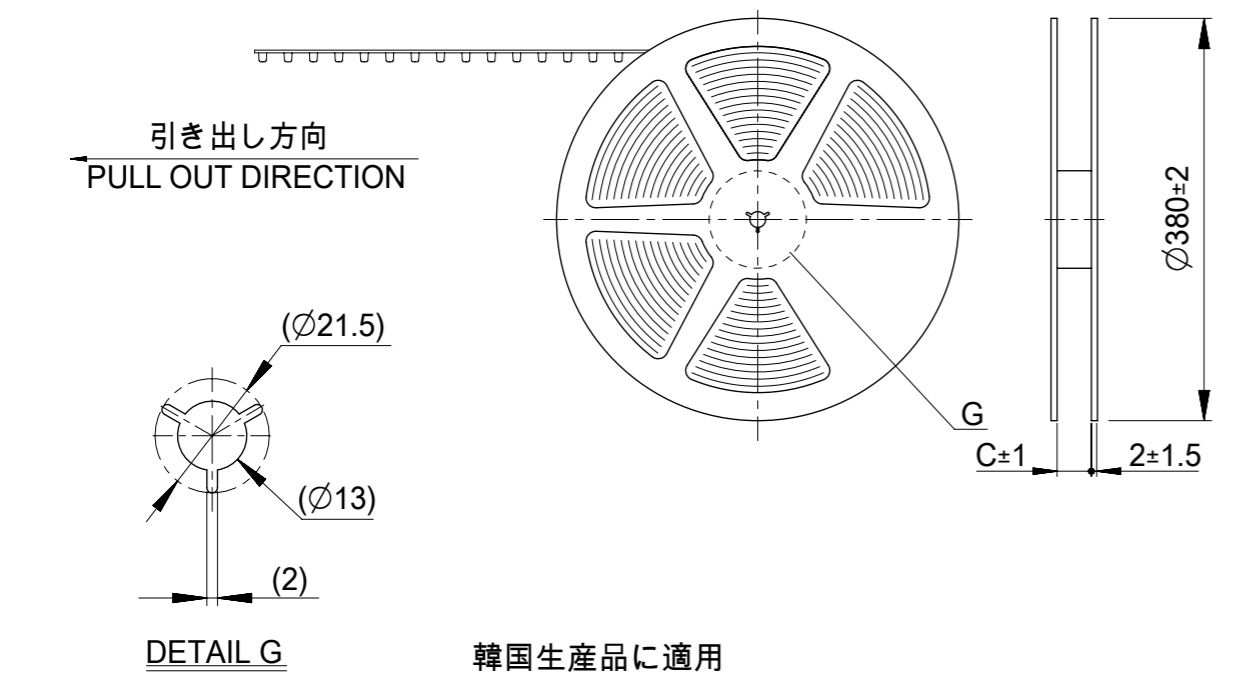


嵌合断面図

SEE SHEET 1 OF 2 EC NO: J2010-1937 DRWN: YMORI 2010/03/25 CHKD: MATSUURA 2010/03/25 APPR: KMORIKAWA 2010/05/10	GENERAL TOLERANCES (UNLESS SPECIFIED)		DIMENSION STYLE MM ONLY	SCALE 1:1	DESIGN UNITS METRIC	THIRD ANGLE PROJECTION
	10 UNDER	±0.2	DRAWN BY H. IJIMA	DATE 06/01/13	TITLE 0.5 FFC TO BOARD CONN REC HSG ASSY(ST)	
	10 OVER 30 UNDER	±0.25	CHECKED BY K. TAKAHASHI	DATE 06/01/13	MOLEX INCORPORATED	
	30 OVER	±0.3	APPROVED BY H. HIRATA	DATE 06/01/13	MATERIAL NO. 501786-**11	DOCUMENT NO. SD-501786-001
A	ANGULAR ±1 °	DRAFT WHERE APPLICABLE MUST REMAIN WITHIN DIMENSIONS	SIZE A3	THIS DRAWING CONTAINS INFORMATION THAT IS PROPRIETARY TO MOLEX INCORPORATED AND SHOULD NOT BE USED WITHOUT WRITTEN PERMISSION		



日本生産品に適用
This reel is applied for Japan production.

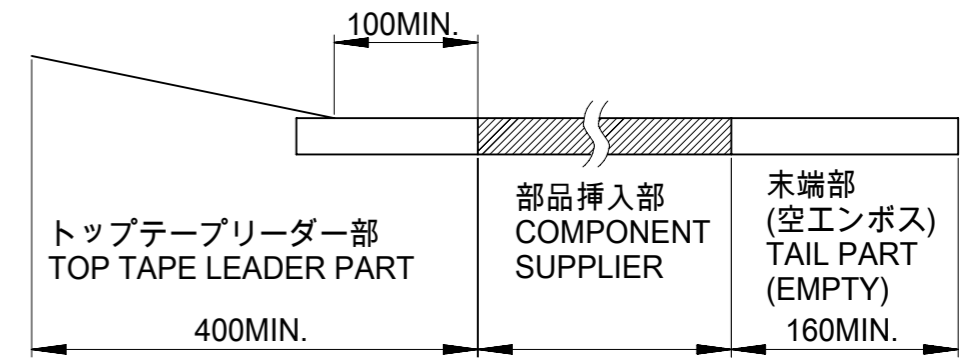


韓国生産品に適用
This reel is applied for Korea production.

NOTES

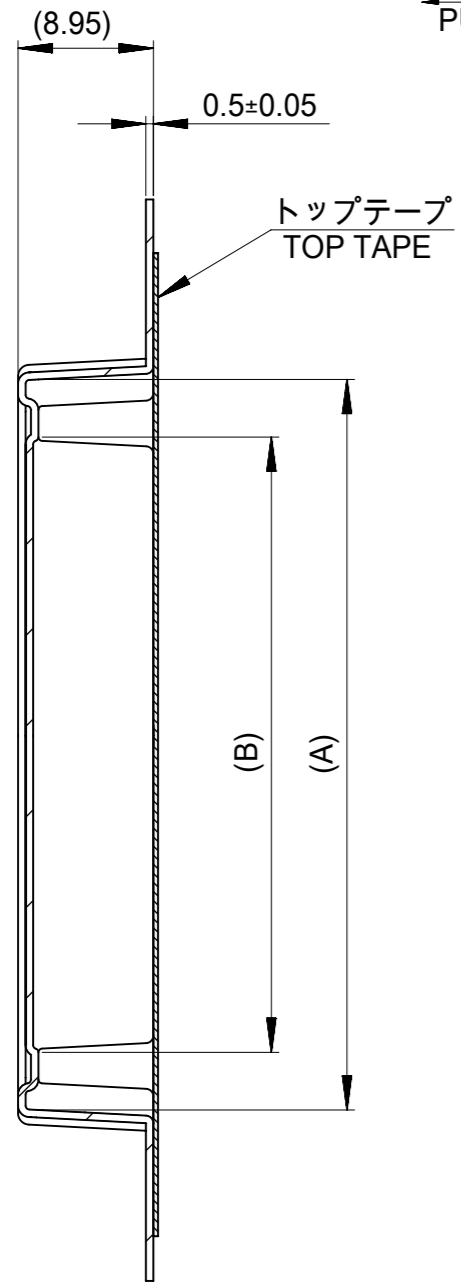
- 梱包数量：900個/リール
NUMBER OF CONNECTORS:900 PCS/REEL
- リードテープ長さ
LEAD TAPE LENGTH
 トップテープ接着部
TOP TAPE BONDED PART
(空エンボス)
(EMPTY)
 部品挿入部
COMPONENT
SUPPLIER
 末端部
(空エンボス)
TAIL PART
(EMPTY)
 100MIN.
 400MIN.
 160MIN.
- カバーテープの剥離強度については、IEC60286-3に準拠。
COVER TAPE PEEL FORCE IS DEFINED BY IEC 60286-3.
- 製品詳細寸法については図面 SD-501786-001を参照下さい。
DETAILED DIMENSION, SEE SD-501786-001.
- 材料 MATERIAL
 キャリアテープ：ポリスチレン
 トップテープ：ポリエチレンテレフタレート、ポリエチレン
 リール：ポリスチレン
 CARRIER TAPE : POLYSTYRENE
 TOP TAPE : POLYETHYLENE TEREPHTHALATE, POLYETHYLENE
 REEL : POLYSTYRENE

引き出し方向
PULL OUT DIRECTION

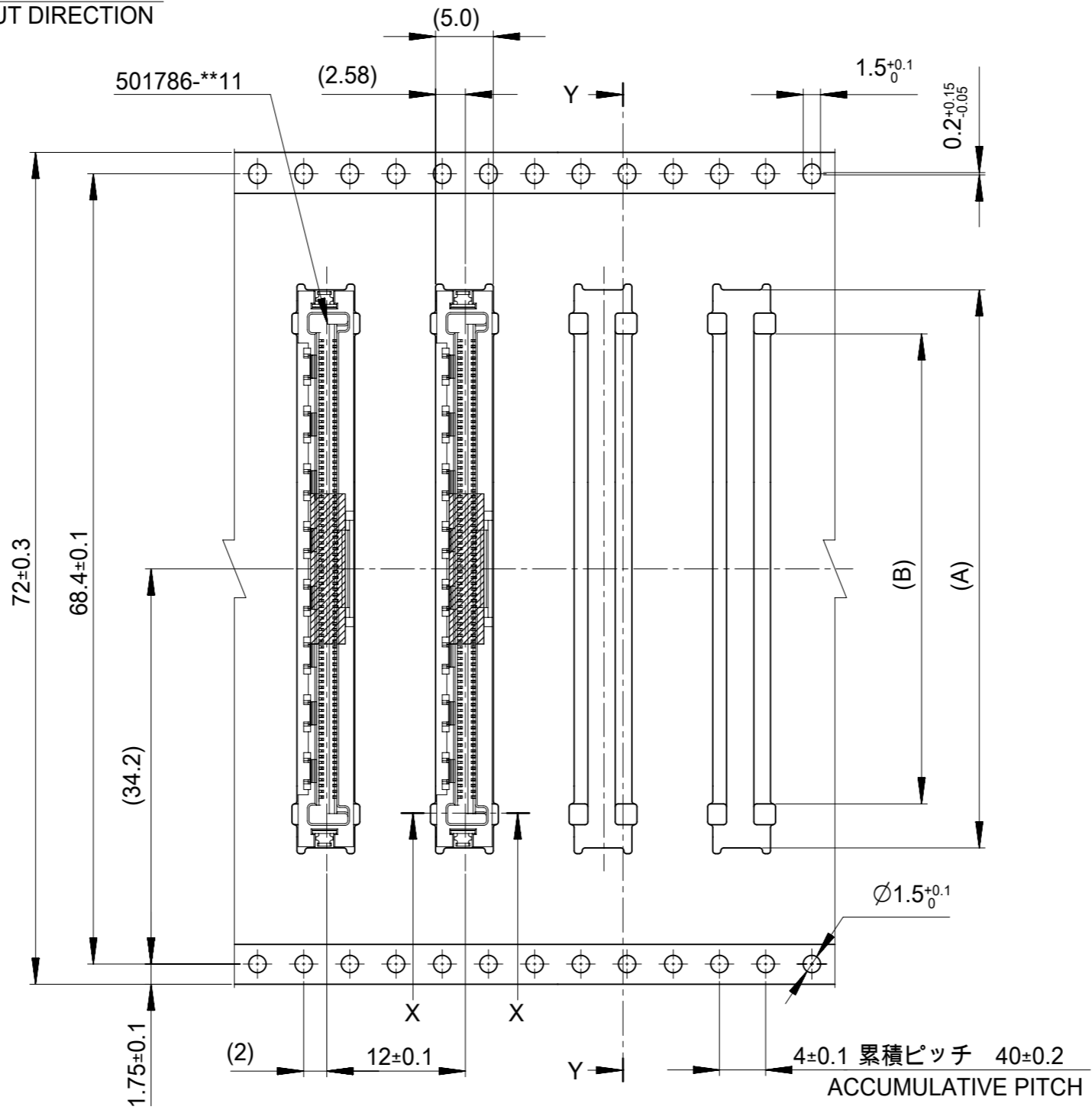


THIS DRAWING CONTAINS INFORMATION THAT IS PROPRIETARY TO MOLEX ELECTRONIC TECHNOLOGIES, LLC AND SHOULD NOT BE USED WITHOUT WRITTEN PERMISSION		CURRENT REV DESC:		molex	
DIMENSION UNITS	SCALE				
mm	NTS			EMBSTP PKG FOR 0.5 FFC TO BOARD ST TYPE	
GENERAL TOLERANCES (UNLESS SPECIFIED)				PRODUCT CUSTOMER DRAWING	
ANGULAR TOL	± 3.0 °			DOCUMENT NUMBER	
4 PLACES	± 0.2	EC NO: 655539		SD-501786-003	
3 PLACES	± 0.25	DRWN: TNAKAGAWA01	2021/03/11	DOC TYPE	DOC PART
2 PLACES	± 0.3	CHK'D: HSHIMOYAMA	2021/03/15	PSD	001
1 PLACE	± 0.1	APPR: SHOSHIKAWA	2021/03/15	REVISION	B
0 PLACES	±	INITIAL REVISION:		SHEET NUMBER	
DRAFT WHERE APPLICABLE MUST REMAIN WITHIN DIMENSIONS		DRWN: HIJIMA	2006/03/31	MATERIAL NUMBER	
THIRD ANGLE PROJECTION		APPR: KTAKAHASHI	2006/04/04	CUSTOMER	
DRAWING		SERIES		GENERAL MARKET	
A3-SIZE		501786		1 OF 2	

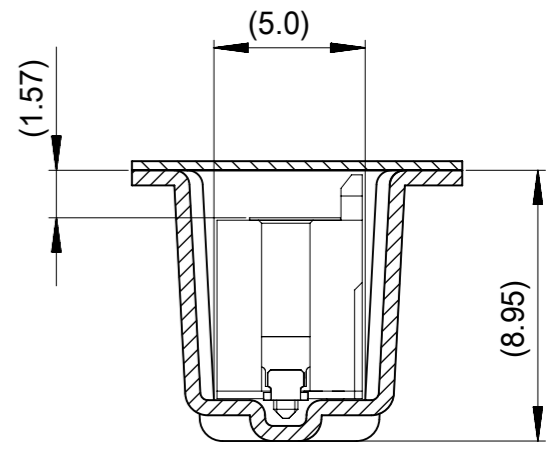
引き出し方向
PULL OUT DIRECTION



SECT. Y-Y



72mm幅キャリアテープ
72mm WIDTH CARRIER TAPE



SECT. X-X

72	73.5	40.68	48.3	501786-8090	80
キャリアテープ幅 CARRIER TAPE WIDTH	C	B	A	オーダー番号 ORDER NO.	極数 CKT

THIS DRAWING CONTAINS INFORMATION THAT IS PROPRIETARY TO MOLEX ELECTRONIC TECHNOLOGIES, LLC AND SHOULD NOT BE USED WITHOUT WRITTEN PERMISSION

DIMENSION UNITS mm	SCALE NTS	CURRENT REV DESC:			
GENERAL TOLERANCES (UNLESS SPECIFIED)		<p>molex</p> <p>EMBSTP PKG FOR 0.5 FFC TO BOARD ST TYPE</p> <p>PRODUCT CUSTOMER DRAWING</p>			
ANGULAR TOL	± 3.0 °				
4 PLACES	± 0.2				
3 PLACES	± 0.25				
2 PLACES	± 0.3				
1 PLACE	± 0.1				
0 PLACES	±	EC NO: 655539	DRWN: TNAKAGAWA01	2021/03/11	
DRAFT WHERE APPLICABLE MUST REMAIN WITHIN DIMENSIONS		CHK'D: HSHIMOYAMA	2021/03/15	APPR: SHOSHIKAWA	2021/03/15
THIRD ANGLE PROJECTION		INITIAL REVISION:	DOCUMENT NUMBER		
DRAWING		DRWN: HIJIMA	2006/03/31	SD-501786-003	
SERIES		APPR: KTAKAHASHI	2006/04/04	DOC TYPE	DOC PART
A3-SIZE		MATERIAL NUMBER		PSD	001
501786		CUSTOMER		REVISION	B
SEE TABLE		GENERAL MARKET		SHEET NUMBER	
2 OF 2					