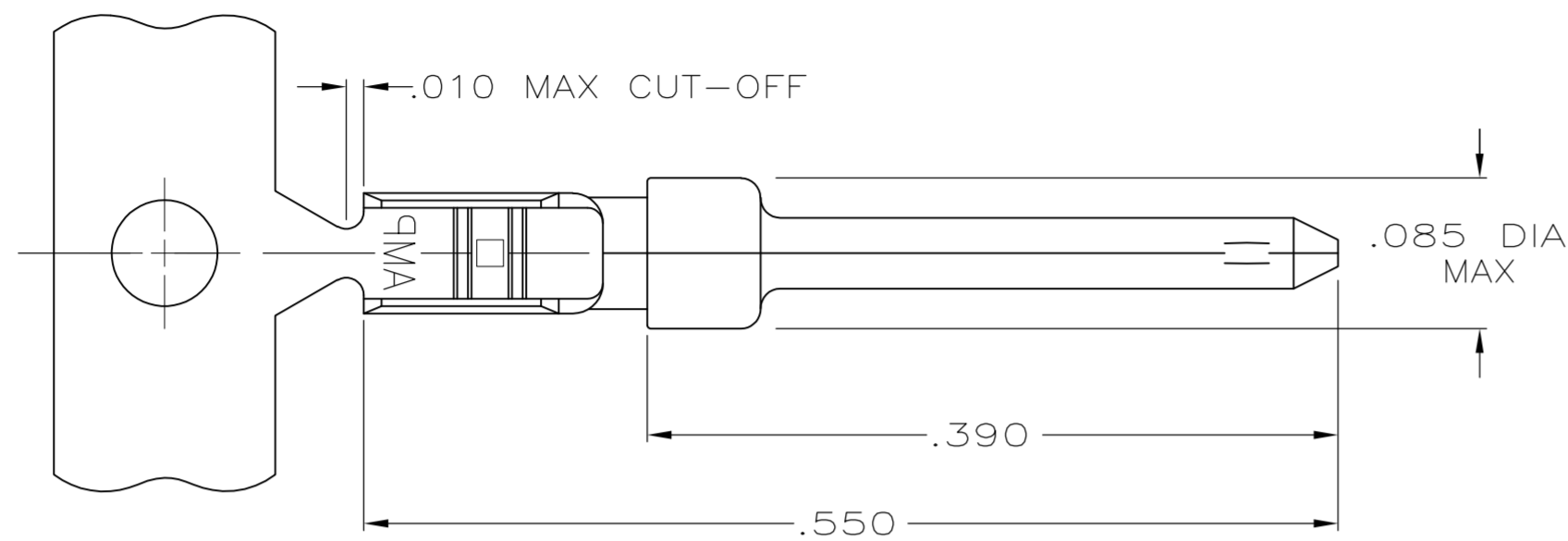
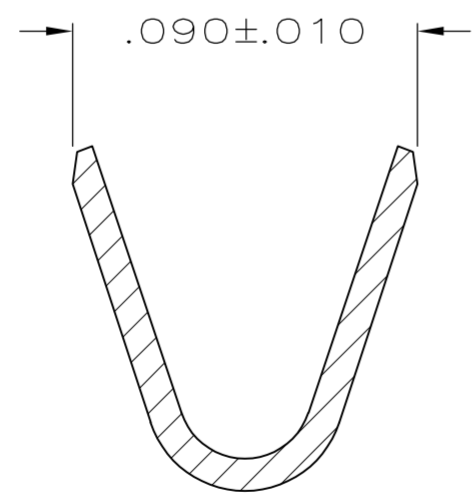
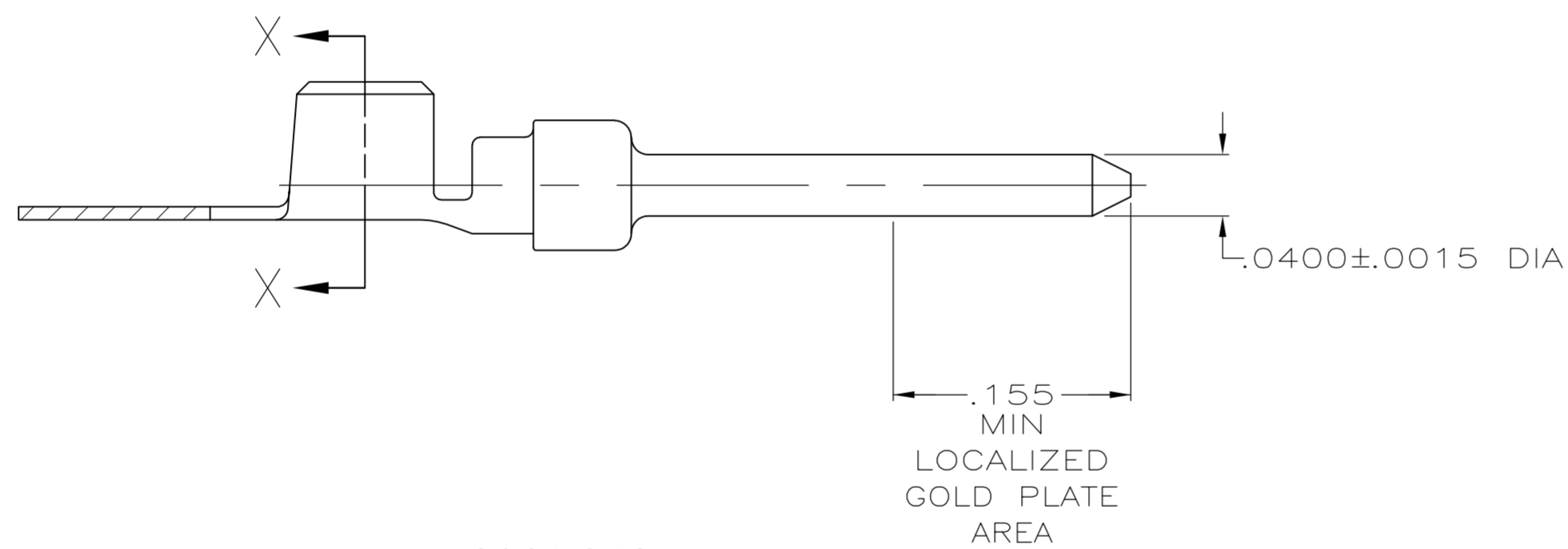


THIS DRAWING IS UNPUBLISHED. RELEASED FOR PUBLICATION  
 © COPYRIGHT BY TYCO ELECTRONICS CORPORATION. ALL RIGHTS RESERVED.

LOC	DIST	REVISIONS			
P	LTR	DESCRIPTION	DATE	DWN	APVD
GP	00	B	REVISED PER ECO-08-007460	24JUN2008	ZMRCWR



- 1 FOR MINI-APPLICATOR.
- 2. WIRE RANGE OF 18-22 AWG.
- 3. .068 MAX INSULATION DIAMETER ALLOWABLE WHEN USING 91067-2 EXTRACTION TOOL.
- 4. TIN PLATING MAY NOT APPEAR ON CARRIER STRIP.
- 5 GOLD PLATED IN LOCALIZED GOLD PLATE AREA AS FOLLOWS:  
 .000030 MIN GOLD IN MATED AREA, .000100 MIN TIN ON WIRE BARRELS, ALL OVER .000050 MIN NICKEL UNDERPLATE.  
 OR  
 GOLD FLASH OVER PALLADIUM-NICKEL PLATE, .000030 MIN TOTAL IN MATED AREA, .000100 MIN TIN ON WIRE BARRELS, ALL OVER .000050 MIN NICKEL UNDERPLATE.



SECTION X-X  
 WIRE BARREL  
 SCALE 20:1

FINISH	1658541-1 PART NUMBER
--------	--------------------------

THIS DRAWING IS A CONTROLLED DOCUMENT.		DWN R. SAMICK 13AUG03	Tyco Electronics Corporation Harrisburg, PA 17105-3608	
DIMENSIONS: INCHES		CHK S. BOLASH 13AUG03		
TOLERANCES UNLESS OTHERWISE SPECIFIED:		APVD M. WALMSLEY 13AUG03	NAME	
0 PLC ± -		PRODUCT SPEC	PIN CONTACT, 20 DF,	
1 PLC ± -		APPLICATION SPEC	18-22 AWG, AMPLIMITE	
2 PLC ± -		108-40005	SIZE	CAGE CODE
3 PLC ± .005		114-10000	A2	00779
4 PLC ± -		WEIGHT	DRAWING NO	
ANGLES ± -		-	C=1658541	
FINISH		CUSTOMER DRAWING	SCALE	SHEET
BRASS PER SEE TABLE			10:1	1 of 1
				REV B