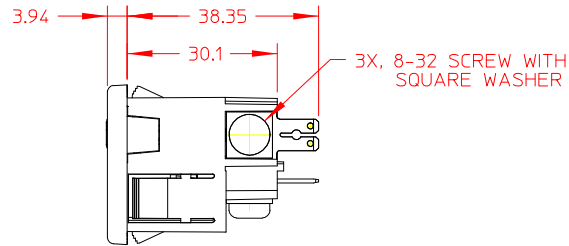
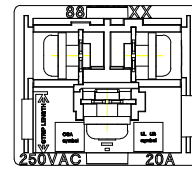


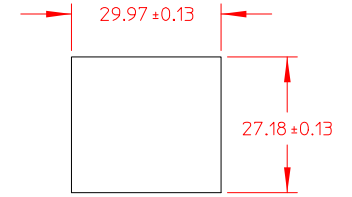
88251100 & 88252100
QUICK DISCONNECT CONTACTS



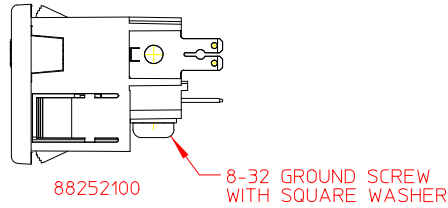
88251100



88251100

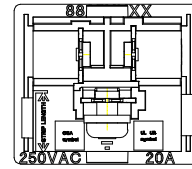


PANEL CUTOUT



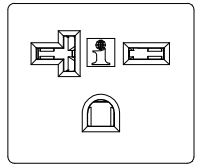
88252100

8-32 GROUND SCREW
WITH SQUARE WASHER

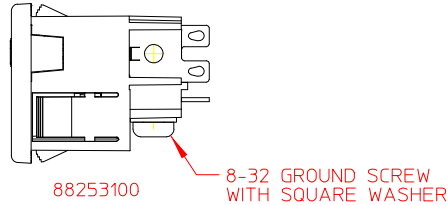


88252100

NOTES:
1. PANEL THICKNESS RANGE .81mm TO 2.0mm
(.032" TO .079"). THIS INCLUDES ANY
FINISH, SUCH AS POWDER COAT.

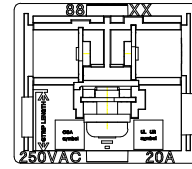


88253100 & 88254100
SOLDER TAB CONTACTS

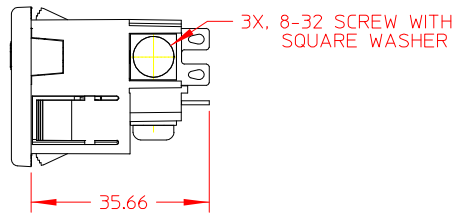


88253100

8-32 GROUND SCREW
WITH SQUARE WASHER

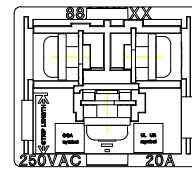


88253100



88254100

3X, 8-32 SCREW WITH
SQUARE WASHER



88254100

THIS DOCUMENT AND ITS CONTENTS ARE THE PROPRIETARY, CONFIDENTIAL PROPERTY OF INTERPOWER CORPORATION. NO USE OR COPIES MAY BE MADE WITHOUT WRITTEN PERMISSION FROM INTERPOWER.

DIMENSIONS IN: MM		TITLE NEMA 6-20 SNAP-IN ASSEMBLIES	
DRAFT BY: BEM DATE: 8-25-15		PART NUMBER: 88251100, 88252100, 88253100, 88254100	
DRAFTING APPROVAL: SRK DATE: 8-25-15		DO NOT SCALE	
MATERIAL:		SHEET 1 OF 1	
		INTERPOWER CORPORATION	

REV	DATE	BY	CHANGE DESCRIPTION
1	8		INITIAL RELEASE
2D	3D		
REV			