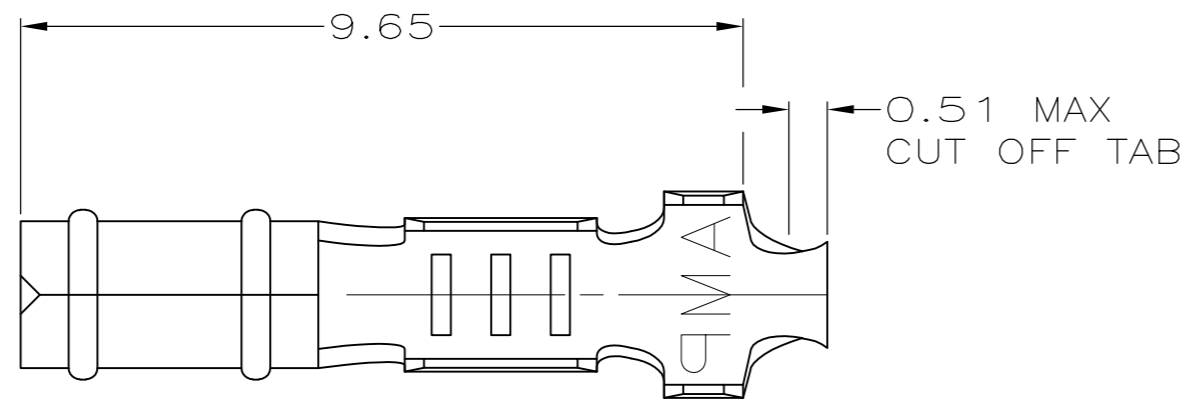


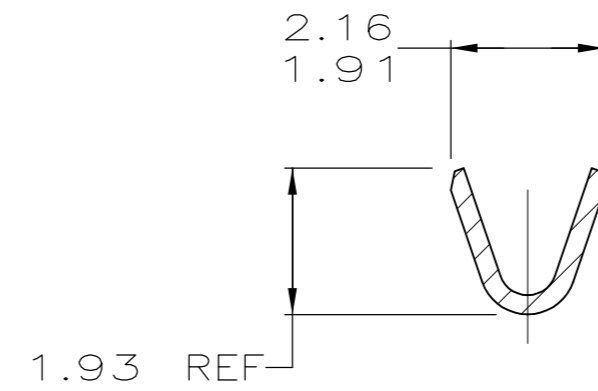
THIS DRAWING IS UNPUBLISHED. RELEASED FOR PUBLICATION
 © COPYRIGHT - By - ALL RIGHTS RESERVED.

LOC		DIST		REVISIONS			
P	LTR	DESCRIPTION		DATE	DWN	APVD	
CM	52	AE1		REVISED PER ECO-11-004917	11MAR11	RK HMR	

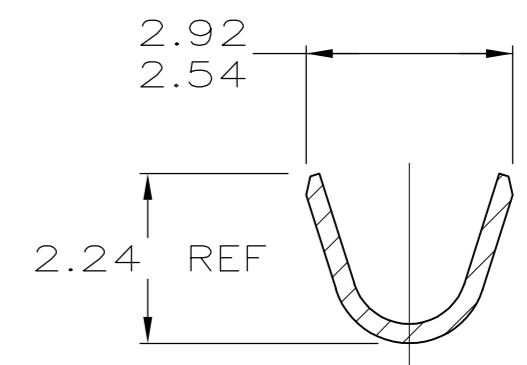
- ① 0.00038 MIN SELECTIVE GOLD PLATING ON INSIDE OF RECEPTACLE AND WIRE BARREL OVER NICKEL OVER ALL UNDERPLATE.
- ② 0.00076 MIN SELECTIVE GOLD PLATING ON INSIDE OF RECEPTACLE AND WIRE BARREL OVER NICKEL OVER ALL UNDERPLATE.
- 3. WIRE RANGE: 0.2 - 0.6 MM² (24 - 20 AWG)
- 4. INSULATION RANGE: 1.14 - 1.78



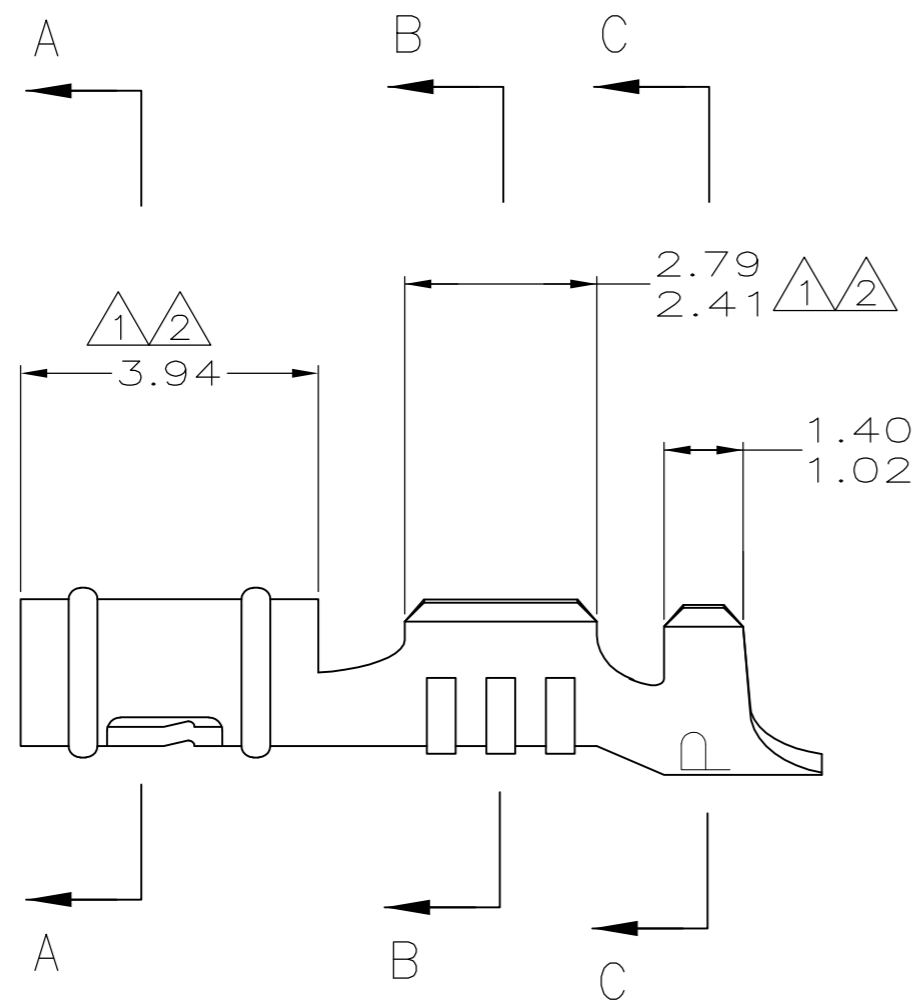
SECTION A-A



SECTION B-B



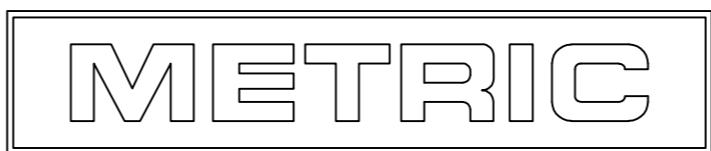
SECTION C-C



①	0.25 BE CU	60789-8
②	0.25 PH BRZ	60789-3
MATTE TIN	0.25 BE CU	60789-2
PRE-TIN	0.25 PH BRZ	60789-1
FINISH	MATERIAL	PART NUMBER

1.02	.040	1.78	.070	2.54	.100	-	-
0.51	.020	1.486	.0585	2.41	.095	-	-
0.25	.010	1.47	.058	2.24	.088	9.65	.380
0.13	.005	1.40	.055	2.16	.085	3.94	.155
0.00076	.000030	1.359	.0535	1.93	.076	2.92	.115
0.00038	.000015	1.14	.045	1.91	.075	2.79	.110
MM	IN	MM	IN	MM	IN	MM	IN

CONVERSION TABLE



THIS DRAWING IS A CONTROLLED DOCUMENT.		DWN	T. BECK	6-11-97		TE Connectivity		
DIMENSIONS: mm		CHK	R. SWING	6-11-97		NAME		
TOLERANCES UNLESS OTHERWISE SPECIFIED:		APVD	A. BEDDICK	6-17-97		PRODUCT SPEC		
0 PLC ± - 1 PLC ± - 2 PLC ± 0.13 3 PLC ± - 4 PLC ANGLES ± -		APPLICATION SPEC		108-1025				
MATERIAL SEE TABLE		FINISH SEE TABLE		114-1008		RESTRICTED TO		
CUSTOMER DRAWING		WEIGHT	-	SIZE	A2	CAGE CODE	00779	
		SCALE		10:1	DRAWING NO		C-60789	
		SHEET		1 of 1	REV		AE1	