THIS DRAWING IS UNPUBLISHED. RELEASED FOR PUBLICATION -,- .
© COPYRIGHT - BY TYCO ELECTRONICS CORPORATION. ALL RIGHTS RESERVED.

LOC	DIST
AD	00

REVISIONS

P	LTR	DESCRIPTION	DATE	DWN	APVD
	S	REV PER 0G3C-0299-04	16AUG04		DS
	S1	REVISED PER ECO-10-000445	29JAN10	KK	HMR

1. CAVITY LOCATION DIMENSIONS INCREASE IN INCREMENTS OF .125±.003 TOLERANCE NON-CUMULATIVE
2. USE EXTRACTION TOOL 91052-1 TO REMOVE RECEPTACLE CONTACTS
3. THIS DIMENSION DESIGNED FOR .0625±.0075 BOARD THICKNESS
4. OBSOLETE PART NUMBER.
5. OBSOLETE PARTS: OBSOLETE CIS STREAMLINING PER D.RENAUD/D.SINISI

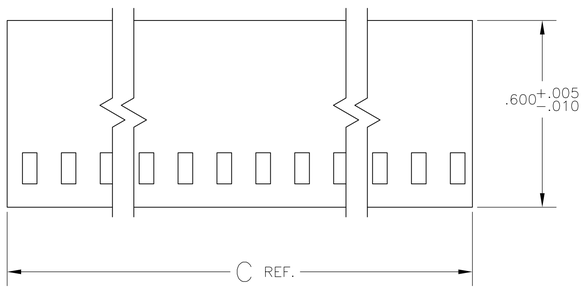

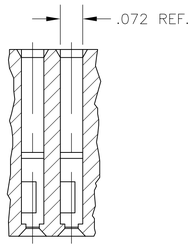

SECTION X-X

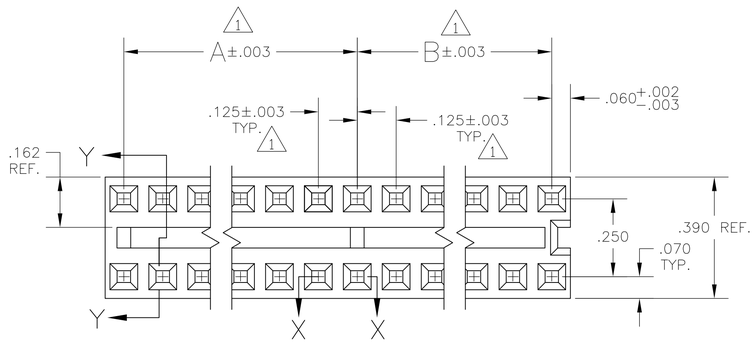

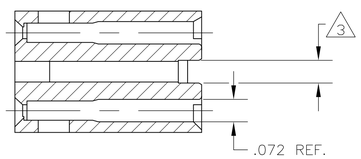

SECTION Y-Y

	C	B	A	NO. OF POS	PART NUMBER
	6.374	3.125	3.125	102	4 5-102056-1
5 OBSOLETE	6.249	3.000	3.125	100	5-102056-0
	6.124	3.000	3.000	98	4 4-102056-9
	5.999	2.875	3.000	96	4 4-102056-8
	5.874	2.875	2.875	94	4 4-102056-7
	5.749	2.750	2.875	92	4 4-102056-6
	5.624	2.750	2.750	90	4 4-102056-5
	5.499	2.625	2.750	88	4 4-102056-4
	5.374	2.625	2.625	86	4 4-102056-3
	5.249	2.500	2.625	84	4 4-102056-2
	5.124	2.500	2.500	82	4 4-102056-1
	4.999	2.375	2.500	80	4 4-102056-0
	4.874	2.375	2.375	78	4 3-102056-9
	4.749	2.250	2.375	76	4 3-102056-8
	4.624	2.250	2.250	74	4 3-102056-7
	4.499	2.125	2.250	72	4 3-102056-6
	4.374	2.125	2.125	70	4 3-102056-5
	4.249	2.000	2.125	68	4 3-102056-4
	4.124	2.000	2.000	66	4 3-102056-3
	3.999	1.875	2.000	64	4 3-102056-2
	3.874	1.875	1.875	62	4 3-102056-1
	3.749	1.750	1.875	60	4 3-102056-0
	3.624	1.750	1.750	58	4 2-102056-9
	3.499	1.625	1.750	56	4 2-102056-8
	3.374	1.625	1.625	54	4 2-102056-7
	3.249	1.500	1.625	52	4 2-102056-6
	3.124	1.500	1.500	50	4 2-102056-5
	2.999	1.375	1.500	48	4 2-102056-4
	2.874	1.375	1.375	46	4 2-102056-3
	2.749	1.250	1.375	44	4 2-102056-2
	2.624	1.250	1.250	42	4 2-102056-1
	2.499	1.125	1.250	40	2-102056-0
	2.374	1.125	1.125	38	4 1-102056-9
5 OBSOLETE	2.249	1.000	1.125	36	1-102056-8
	2.124	1.000	1.000	34	4 1-102056-7
	1.999	.875	1.000	32	4 1-102056-6
	1.874	.875	.875	30	4 1-102056-5
	1.749	.750	.875	28	4 1-102056-4
	1.624	.750	.750	26	4 1-102056-3
	1.499	.625	.750	24	1-102056-2
	1.374	.625	.625	22	4 1-102056-1
	1.249	.500	.625	20	4 1-102056-0
	1.124	.500	.500	18	4 102056-9
	.999	.375	.500	16	4 102056-8
	.874	.375	.375	14	4 102056-7
	.749	.250	.375	12	4 102056-6
	.624	.250	.250	10	4 102056-5
	.499	.125	.250	8	4 102056-4
	.374	.125	.125	6	4 102056-3
	.249	–	.125	4	4 102056-2
	.124	–	–	2	4 102056-1

THIS DRAWING IS A CONTROLLED DOCUMENT.

DIMENSIONS: INCHES

TOLERANCES UNLESS OTHERWISE SPECIFIED:
0 PLC ± –
1 PLC ± –
2 PLC ± –
3 PLC ± .005
4 PLC ± –
ANGLES ± –

MATERIAL: FLAME RETARDANT POLYESTER COLOR: BLACK

FINISH: –

DWN A. STAUB BG 19FEB90
CHK P.SREMCICH 05OCT93
APVD P.SREMCICH 05OCT93

PRODUCT SPEC –
APPLICATION SPEC –
WEIGHT –

Tyco Electronics
Tyco Electronics Corporation
Harrisburg, Pa 17105-3608

NAME: MOD IV, HOUSING, CRIMP SNAP-IN, DOUBLE ROW, .125X.250 CL

SIZE	CAGE CODE	DRAWING NO	RESTRICTED TO
A1	00779	C-102056	–

CUSTOMER DRAWING | SCALE 4:1 | SHEET 1 OF 1 | REV S1