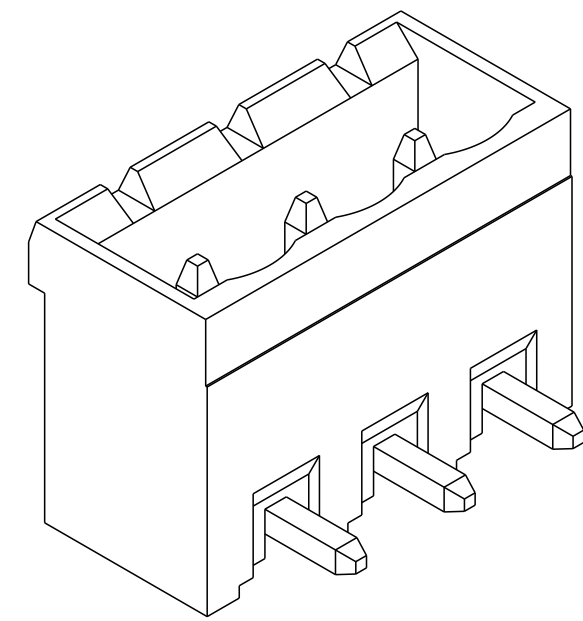
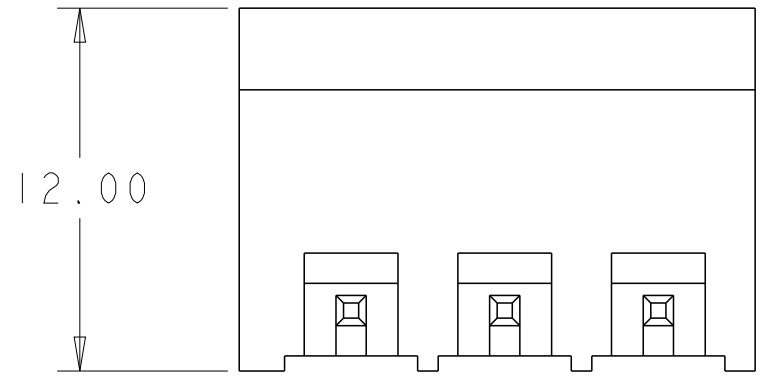
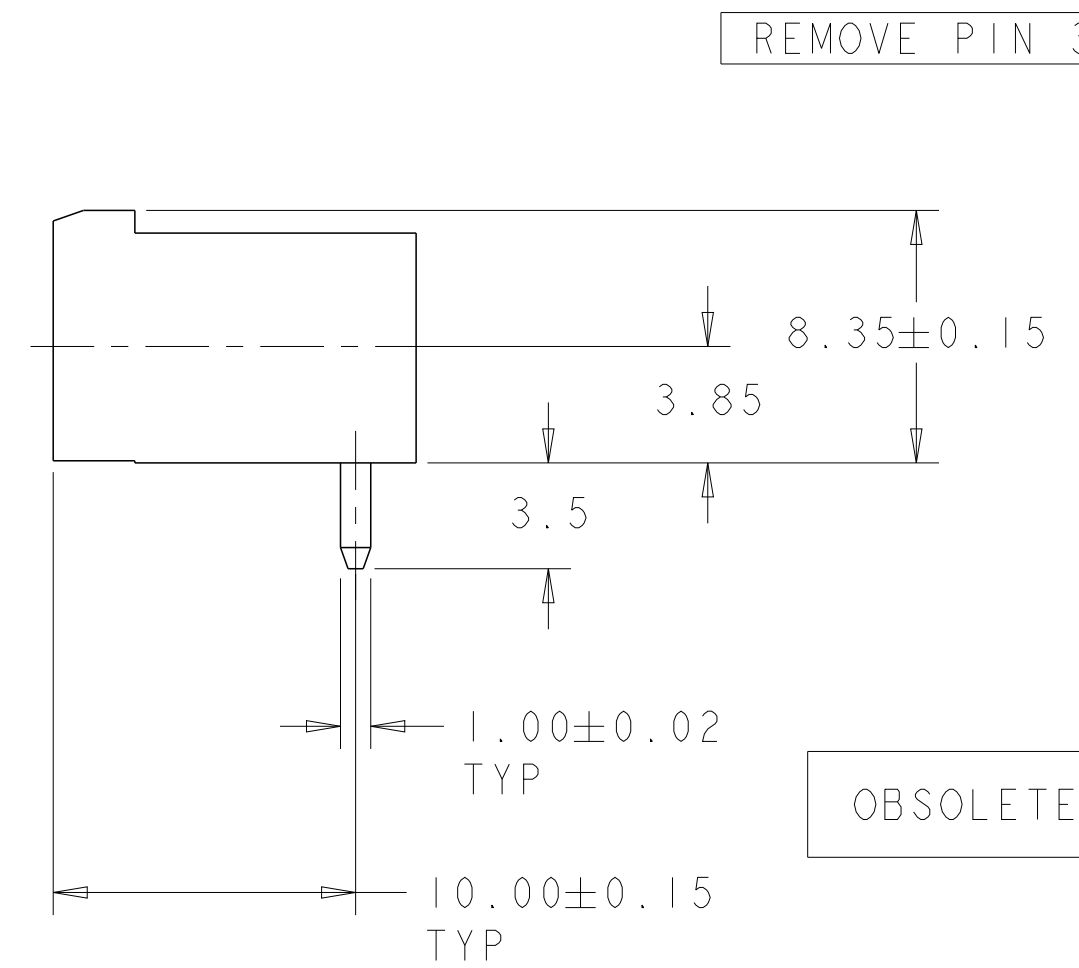
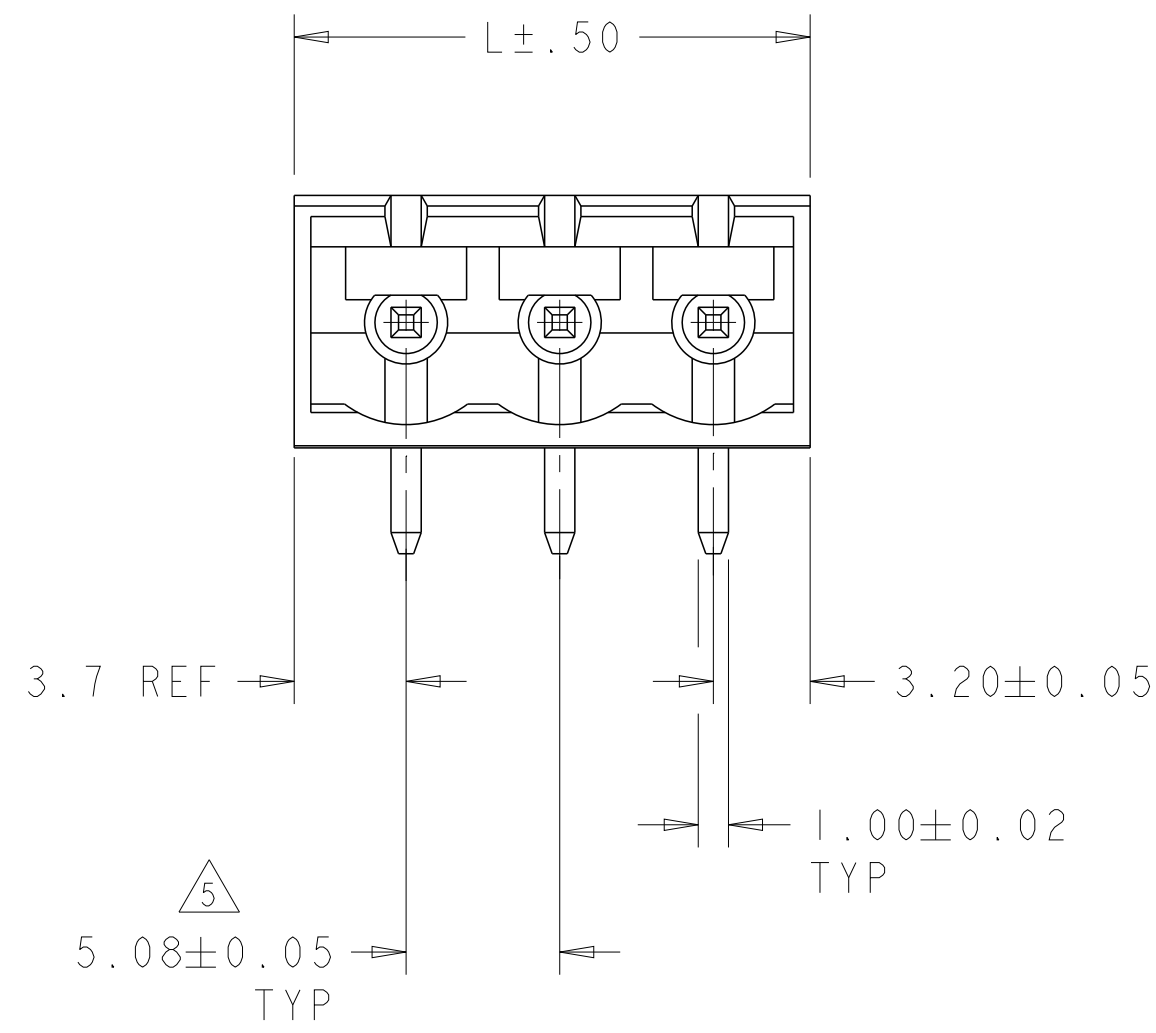
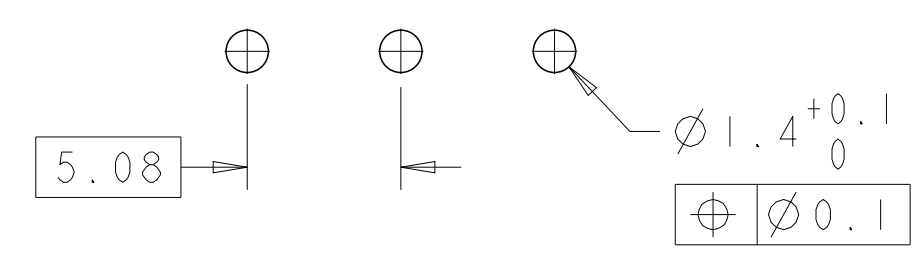


THIS DRAWING IS UNPUBLISHED. RELEASED FOR PUBLICATION 20  
 © COPYRIGHT 20 BY - ALL RIGHTS RESERVED.

LOC		DIST		REVISIONS			
P	LTR	DESCRIPTION		DATE	DWN	APVD	
	C7	PN 2-796638-8 RELEASED FOR PRODUCTION		18MAR2019	RK	PS	



796638-3 AS SHOWN



RECOMMENDED PC BOARD LAYOUT

REMOVE PIN 3

OBSOLETE

PLATING	MARKING	SPECIAL	DIM L	NO OF POSN	PART NUMBER
-	-	-	27.22	5	4-796638-1
-	-	-	108.50	21	4-796638-0
-	-	-	88.18	17	3-796638-9
-	-	-	72.94	14	3-796638-8
-	-	-	62.78	12	3-796638-7
-	-	-	52.62	10	3-796638-6
-	-	-	47.54	9	3-796638-5
-	-	-	42.46	8	3-796638-4
-	-	-	37.38	7	3-796638-3
-	-	-	32.30	6	3-796638-2
-	-	-	27.22	5	3-796638-1
-	-	-	22.14	4	3-796638-0
-	-	-	17.06	3	2-796638-9
-	-	-	11.98	2	2-796638-8
-	-	-	42.46	8	2-796638-7
-	-	-	52.62	10	2-796638-6
-	-	-	128.82	25	2-796638-5
-	-	-	123.74	24	2-796638-4
-	-	-	118.66	23	2-796638-3
-	-	-	113.58	22	2-796638-2
-	-	-	108.50	21	2-796638-1
-	-	-	103.42	20	2-796638-0
-	-	-	98.34	19	1-796638-9
-	-	-	93.26	18	1-796638-8
-	-	-	88.18	17	1-796638-7
-	-	-	83.10	16	1-796638-6
-	-	-	78.02	15	1-796638-5
-	-	-	72.94	14	1-796638-4
-	-	-	67.86	13	1-796638-3
-	-	-	62.78	12	1-796638-2
-	-	-	57.70	11	1-796638-1
-	-	-	52.62	10	1-796638-0
-	-	-	47.54	9	796638-9
-	-	-	42.46	8	796638-8
-	-	-	37.38	7	796638-7
-	-	-	32.30	6	796638-6
-	-	-	27.22	5	796638-5
-	-	-	22.14	4	796638-4
-	-	-	17.06	3	796638-3
-	-	-	11.98	2	796638-2

THIS DRAWING IS A CONTROLLED DOCUMENT.

DWN S. WELDON 19OCT2000  
 CHK D. BIEVENOUR 19OCT2000  
 APVD D. BIEVENOUR 19OCT2000

TE Connectivity

NAME: TERMI-BLOK HEADER ASSEMBLY, 90 DEGREE, CLOSED ENDS, 5.08mm PITCH

SIZE: A2 CAGE CODE: 00779 DRAWING NO: C-796638

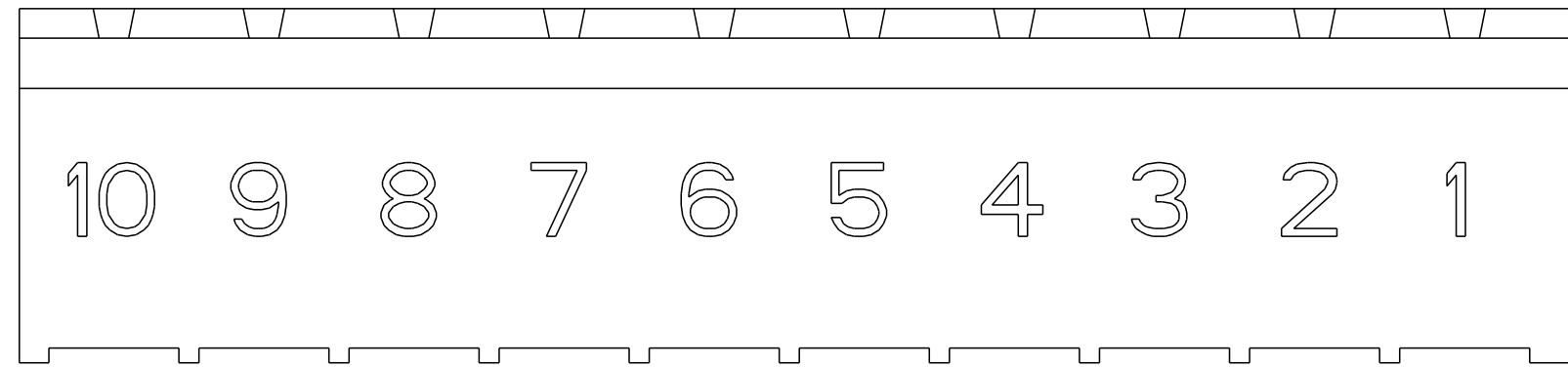
SCALE: 4:1 SHEET 1 OF 2 REV C7

SEE NOTES SEE NOTES

CUSTOMER DRAWING

THIS DRAWING IS UNPUBLISHED.      RELEASED FOR PUBLICATION      20  
 © COPYRIGHT 20      BY -      ALL RIGHTS RESERVED.

LOC	DIST	REVISIONS					
FT	0	P	LTR	DESCRIPTION	DATE	DWN	APVD
		-		SEE SHEET 1	-	-	-



DETAIL L

1. MATERIALS AND FINISH:  
 HOUSING : PA 6-6, UL 94-V0, COLOR: GREEN.  
 TERMINAL : COPPER ALLOY, SEE TABLE.
2. MECHANICAL  
 MAX. INSERTION FORCE PER POLE : 3.0 N  
 MIN. WITHDRAWAL FORCE PER POLE : 1.5 N  
 MIN. PC BOARD HOLES DIAMETER : 1.2 mm  
 MAX. PC BOARD THICKNESS : 2.4 mm
3. ELECTRICAL  
 WIRE RANGE : 14-30 AWG  
 MAX. VOLTAGE : 300 V  
 MAX CURRENT : 11 A  
 CONTACT RESISTANCE : <15 m Ohm  
 INSULATION RESISTANCE : >1000 M Ohm (500V DC)
4. OPERATING TEMPERATURE RANGE: -40°C TO +105°C
5. NOT CUMULATIVE TOLERANCE.
6. INK MARKED WHITE.
7. BUCHANAN LOGO TO APPEAR ON HOUSING, LOCATION OPTIONAL WHERE SPACE PERMITS.
8. CONTACTS SELECTIVELY LOADED IN POSITIONS 1,2,4,5,7,8.
9. TIN PLATED WITH 6-7 μm, ALL OVER 2-3 μm NICKEL.
10. PLATED WITH 0.76 μm GOLD ALL OVER 2-3 μm NICKEL.
11. PRELIMINARY - NOT FOR PRODUCTION.

THIS DRAWING IS A CONTROLLED DOCUMENT.		DWN S. WELDON 19OCT2000	<b>STE</b> TE Connectivity	
DIMENSIONS: mm		CHK D. BIEVENOUR 19OCT2000		
TOLERANCES UNLESS OTHERWISE SPECIFIED:		APVD D. BIEVENOUR 19OCT2000	NAME	
0 PLC ±-		PRODUCT SPEC	TERMI-BLOK HEADER ASSEMBLY, 90 DEGREE, CLOSED ENDS, 5.08mm PITCH	
1 PLC ±0.3		APPLICATION SPEC	SIZE	RESTRICTED TO
2 PLC ±0.25			A2	
3 PLC ±-		WEIGHT	CAGE CODE	DRAWING NO
4 PLC ±-			00779	G-796638
ANGLES ±-			SCALE	SHEET
FINISH ±-			4:1	2 OF 2
MATERIAL		CUSTOMER DRAWING	REV	C7
SEE NOTES				