



■ Features :

- High efficiency 94% and low power dissipation
- 150% peak load capability
- Built-in active PFC function, PF>0.93
- Protections: Short circuit / Overload / Over voltage / Over temperature
- Cooling by free air convection
- Can be installed on DIN rail TS-35/7.5 or 15
- UL 508 (industrial control equipment) approved
- EN61000-6-2(EN50082-2) industrial immunity level
- Built-in DC OK relay contact
- 100% full load burn-in test
- 3 years warranty



SPECIFICATION

MODEL		SDR-240-24	SDR-240-48
OUTPUT	DC VOLTAGE	24V	48V
	RATED CURRENT	10A	5A
	CURRENT RANGE	0 ~ 10A	0 ~ 5A
	RATED POWER	240W	240W
	PEAK CURRENT	15A	7.5A
	PEAK POWER <small>Note.6</small>	360W (3sec.)	
	RIPPLE & NOISE (max.) <small>Note.2</small>	50mVp-p	50mVp-p
	VOLTAGE ADJ. RANGE	24 ~ 28V	48 ~ 55V
	VOLTAGE TOLERANCE <small>Note.3</small>	± 1.0%	± 1.0%
	LINE REGULATION	± 0.5%	± 0.5%
	LOAD REGULATION	± 1.0%	± 1.0%
	SETUP, RISE TIME	650ms, 60ms/230VAC	1300ms, 60ms/115VAC at full load
HOLD UP TIME (Typ.)	20ms/230VAC	20ms/115VAC at full load	
INPUT	VOLTAGE RANGE	88 ~ 264VAC	124 ~ 370VDC
	FREQUENCY RANGE	47 ~ 63Hz	
	POWER FACTOR (Typ.)	0.94/230VAC	0.99/115VAC at full load
	EFFICIENCY (Typ.) <small>Note.8</small>	94%	
	AC CURRENT (Typ.)	2.6A/115VAC	1.3A/230VAC
	INRUSH CURRENT (Typ.)	33A/115VAC	55A/230VAC
LEAKAGE CURRENT	<1mA/ 240VAC		
PROTECTION	OVERLOAD	Normally works within 110 ~ 150% rated output power for more than 3 seconds and then shut down o/p voltage with auto-recovery >150% rated power, constant current limiting with auto-recovery within 2 seconds and may cause to shut down if over 2 seconds	
	OVER VOLTAGE	29 ~ 33V	56 ~ 65V
	OVER TEMPERATURE	95°C ± 5°C (TSW : detect on heatsink of power switch) Protection type : Shut down o/p voltage, recovers automatically after temperature goes down	
FUNCTION	DC OK REALY CONTACT RATINGS (max.)	60Vdc/0.3A, 30Vdc/1A, 30Vac/0.5A resistive load	
ENVIRONMENT	WORKING TEMP. <small>Note.5</small>	-25 ~ +70°C (Refer to "Derating Curve")	
	WORKING HUMIDITY	20 ~ 95% RH non-condensing	
	STORAGE TEMP., HUMIDITY	-40 ~ +85°C, 10 ~ 95% RH	
	TEMP. COEFFICIENT	± 0.03%/°C (0 ~ 50°C)	
	VIBRATION	Component:10 ~ 500Hz, 2G 10min./1cycle, 60min. each along X, Y, Z axes; Mounting: Compliance to IEC60068-2-6	
SAFETY & EMC <small>(Note 4)</small>	SAFETY STANDARDS	UL508, TUV EN62368-1, EAC TP TC 004 approved;(meet EN60204-1)	
	WITHSTAND VOLTAGE	I/P-O/P:3KVAC I/P-FG:2KVAC O/P-FG:0.5KVAC O/P-DC OK:0.5KVAC	
	ISOLATION RESISTANCE	I/P-O/P, I/P-FG, O/P-FG:>100M Ohms / 500VDC / 25°C / 70% RH	
	EMC EMISSION	Compliance to EN55032 (CISPR32), EN61204-3 Class B, EN61000-3-2,-3, EAC TP TC 020	
EMC IMMUNITY	Compliance to EN61000-4-2,3,4,5,6,8,11, EN55024, EN61000-6-2 (EN50082-2), EN61204-3, heavy industry level, criteria A, EAC TP TC 020, SEMI F47 approved		
OTHERS	MTBF	169.3K hrs min. MIL-HDBK-217F (25°C)	
	DIMENSION	63*125.2*113.5mm (W*H*D)	
	PACKING	1.03Kg; 12pcs/13.4Kg/1.06CUFT	
NOTE	<ol style="list-style-type: none"> 1. All parameters NOT specially mentioned are measured at 230VAC input, rated load and 25°C of ambient temperature. 2. Ripple & noise are measured at 20MHz of bandwidth by using a 12" twisted pair-wire terminated with a 0.1uf & 47uf parallel capacitor. 3. Tolerance : includes set up tolerance, line regulation and load regulation. 4. The power supply is considered a component which will be installed into a final equipment. The final equipment must be re-confirmed that it still meets EMC directives. 5. Installation clearances : 40mm on top, 20mm on the bottom, 5mm on the left and right side are recommended when loaded permanently with full power. In case the adjacent device is a heat source, 15mm clearance is recommended. 6. 3 seconds max., please refer to peak loading curves. 7. Derating may be needed under low input voltage. Please check the derating curve for more details. 8. After 30 minutes of burn-in. 9. The ambient temperature derating of 3.5°C/1000m with fanless models and of 5°C/1000m with fan models for operating altitude higher than 2000m(6500ft). 		



AC-DC Power Supply

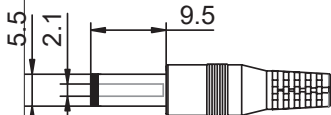
6W, 12 V, 0.5 A

Model BB-SMi6B-12-4-P5




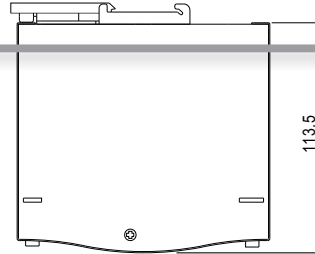
MECHANICAL - OUTPUT PLUG

Units = mm



DC Standard Straight Plug

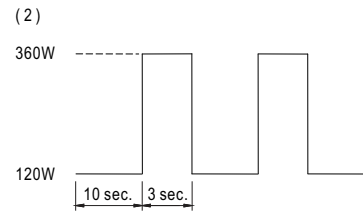
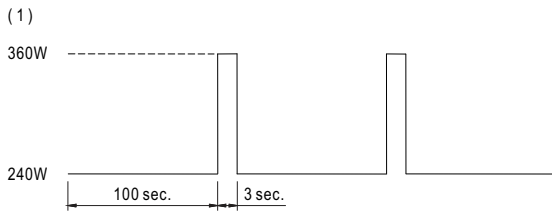
DC Plug Polarity:
Center Positive



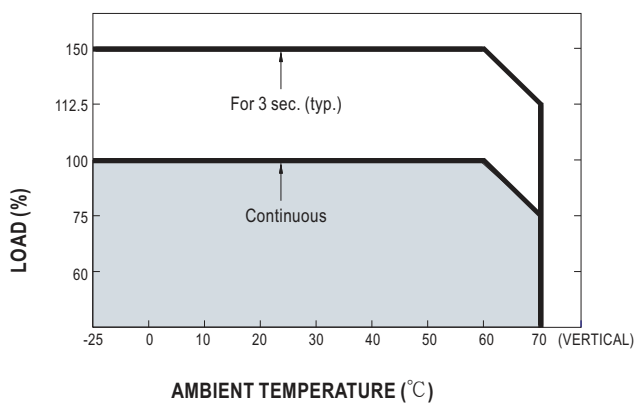
SPECIFICATIONS

PARAMETER	CONDITIONS / DESCRIPTION	MINIMUM	TYPICAL	MAXIMUM	UNITS
POWER - INPUT					
Voltage	-	90	-	264	V AC
Frequency	-	47	-	63	Hz
Current	-	-	-	0.2	A
Leakage Current	Nominal AC input and frequency	-	-	0.25	mA
No-load Power Consumption	115 / 230 Vac, 60/50 Hz	-	-	0.075	W
POWER - OUTPUT					
Line Regulation	-	-	+/- 5	-	%
Load Regulation	-	-	+/- 5	-	%
Start-up Time	115 Vac input	-	-	3	s
Rise Time	90~264 Vac input	-	-	100	ms
Hold-up Time	Nominal input	5	-	-	ms
PROTECTIONS / SAFETY					
Over-Voltage Protection	Output shut down, auto recovery	-	-	1.0	A
Short Circuit Protection	Output shut down, auto recovery	-	-	-	-
Isolation Resistance	Input to output at 500V DC	100	-	-	MΩ
MTBF	Telecordia SR-332, Issue 2 at 115/230 Vac, full load, 0~40 °C	50,000	-	-	hours
ENVIRONMENTAL					
Operating Temperature	-	0	-	40	°C
Storage Temperature	-	-20	-	60	°C
Operating Humidity	Non-condensing	20	-	85	%
Storage Humidity	Non-condensing	5	-	95	%
MECHANICAL					
Dimensions	47.0 x 34.5 x 26.5	-	-	-	mm
Inlet Plug	Interchangeable blades (North America, Europe, United Kingdom, Australia)	-	-	-	-
Weight	Power supply, without blades	-	50	-	gm
APPROVALS / CERTIFICATIONS					
Safety Approvals	UL/cULus, GS, RCM, CCC, PSE, 62368-1	-	-	-	-
EMI/EMC	FCC Part 15B Class B, CE	-	-	-	-
Environmental	RoHS	-	-	-	-

Peak Loading



Derating Curve



Output derating VS input voltage

