

10 9 8 7 6 5 4 3 2 1

F

E

D

C

B

A

F

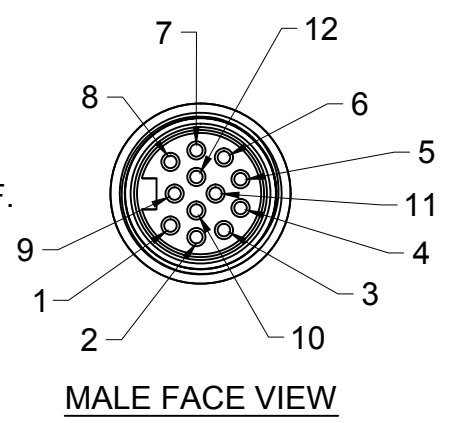
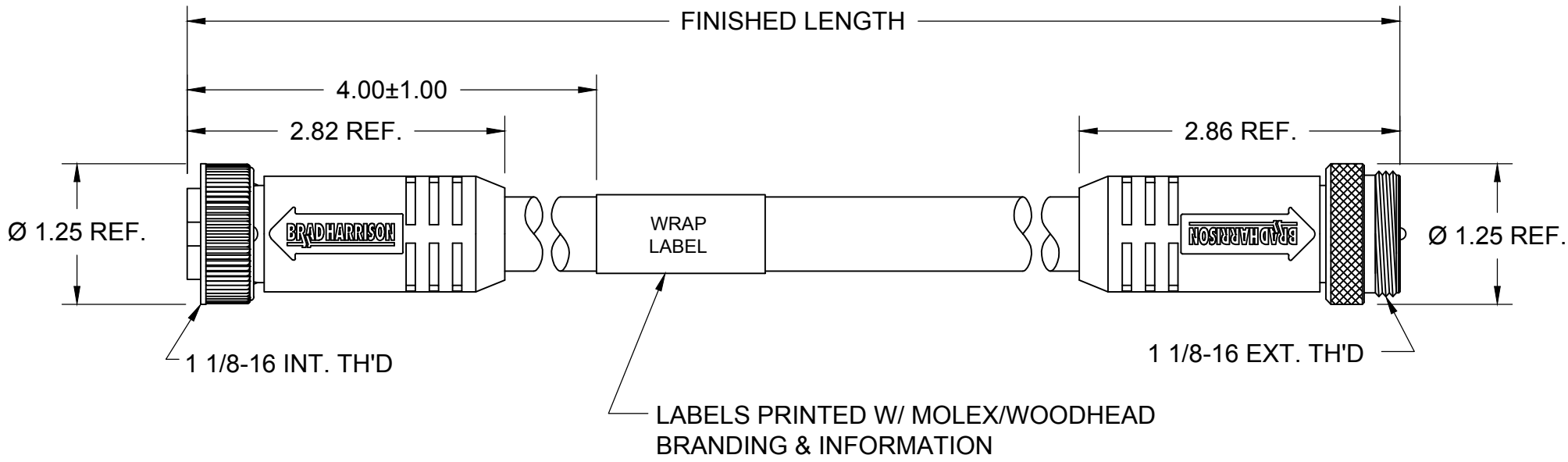
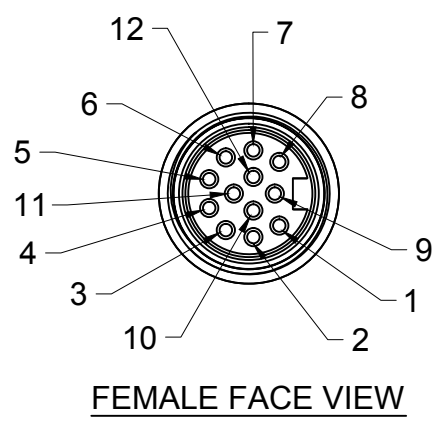
E

D

C

B

A



1	WHITE	1
2	GREEN	2
3	YELLOW	3
4	GRAY	4
5	PINK	5
6	RED	6
7	BLACK	7
8	VIOLET	8
9	GREEN/YELLOW	9
10	BROWN	10
11	BLUE	11
12	GRAY/PINK	12

332030K04MXXX

CABLE
K04 - #16AWG 12C
YELLOW TPE

LENGTH
M050 - 5 METER
M500 - 50 METER

SPECIFICATIONS:
 COUPLING NUT: (FEMALE) ZINC DIECAST W/ BLACK ELECTROPHORETIC COATING
 (MALE) BLACK ANODIZED ALUMINUM
 CONTACT MATERIAL: GOLD/NICKEL OVER COPPER ALLOY
 INSERT MATERIAL: YELLOW TPE
 OVERMOLD MATERIAL: YELLOW TPE

CABLE: #16AWG 12C YELLOW TPE
 2 MILLION CYCLE HI-FLEX
 TC-ER & FT4 RATED

ASSEMBLY RATING: 600V, 8A
 ENVIRONMENTAL: -20°C TO 90°C
 IP67 WHEN MATED
 AGENCY APPROVALS: UL LISTED

CORRECTED CABLE RATING EC NO: IPG2014-2074 DRWN: BARDEN 2014/09/18 CHKD: TWOLDEGE 2014/09/18 APPR: JFMURPHY 2013/04/05	REV B	DESCRIPTION	QUALITY SYMBOLS	GENERAL TOLERANCES (UNLESS SPECIFIED)		DIMENSION STYLE		SCALE	DESIGN UNITS	THIRD ANGLE PROJECTION
			▽=0 ∇=0	mm	INCH	INCH ONLY	3:4	INCH		
			4 PLACES ±---	±---	±---	DRAWN BY	DATE	TITLE		
			3 PLACES ±---	±.005	±.005	VOU	2012/02/27			
2 PLACES ±0.13	±.010	±.010	CHECKED BY	DATE	MOLEX INCORPORATED					
1 PLACE ±0.25	±.020	±.020	TWOLDEGE	2013/03/04						
ANGULAR ±1/2°			DRAFT WHERE APPLICABLE MUST REMAIN WITHIN DIMENSIONS		APPROVED BY	DATE	DOCUMENT NO.		SHEET NO.	
					JFMURPHY	2013/04/05	SD-130012-007		1 OF 1	
					MATERIAL NO.		THIS DRAWING CONTAINS INFORMATION THAT IS PROPRIETARY TO MOLEX INCORPORATED AND SHOULD NOT BE USED WITHOUT WRITTEN PERMISSION			
					SEE SCHEMATIC					
					SIZE					
					B					

10 9 8 7 6 5 4 3 2 1