





MLP2520K1R0MT0S1

Applications	 Commercial Grade
Feature	 Multilayer
	 Magnetic Shield
	 Ferrite Core
Series	MLP Series / MLP2520 Type
Status	Production (Recommended Alternate Part is available.)(Recommended Alternate Part Number:MLP2520W1R0MT0S1)



Size	
Length(L)	2.50mm +/-0.15mm
Width(W)	2.00mm +/-0.15mm
Thickness(T)	0.85mm +/-0.15mm
Recommended Land Pattern (A)	0.70mm Nom.
Recommended Land Pattern (B)	1.40mm Nom.
Recommended Land Pattern (C)	2.00mm Nom.

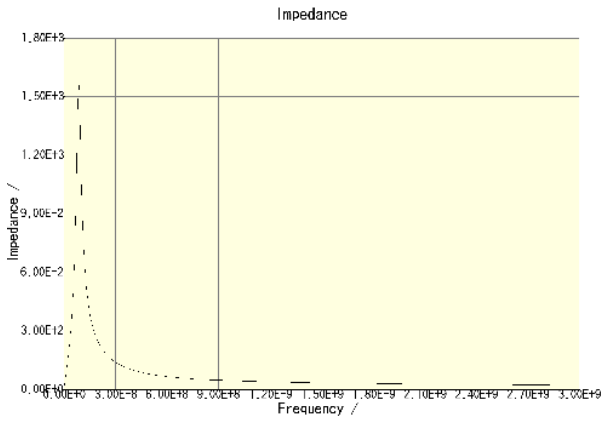
Electrical Characteristics	
Inductance	1uH +/-20% at 2MHz
Rated Current (Temperature Rise) [Max.]	2.3A (40degC Rise)
DC Resistance [Nom.]	48mΩ
DC Resistance [Max.]	62.4mΩ

Other	
Operating Temp. Range (Including Self-Temp. Rise)	-40 to 125degC
Soldering Method	Reflow, Iron Soldering
AEC Q200	No
Packing	Blister (Plastic)Taping [180mm Reel]
Package Quantity	3000Pcs Min.
Weight	0.015g

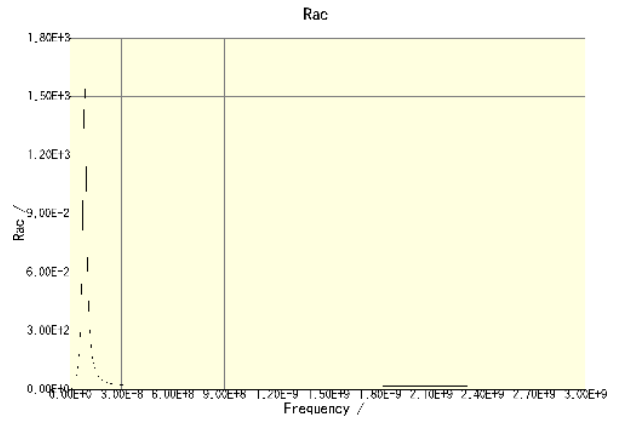
•This PDF document was created based on the data listed on the TDK Corporation website.
 •All specifications are subject to change without notice.

MLP2520K1R0MT0S1

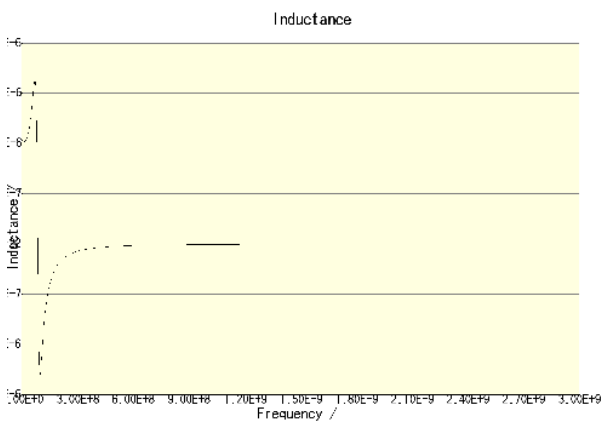
Characteristic Graphs (This is reference data, and does not guarantee the product's characteristics.)



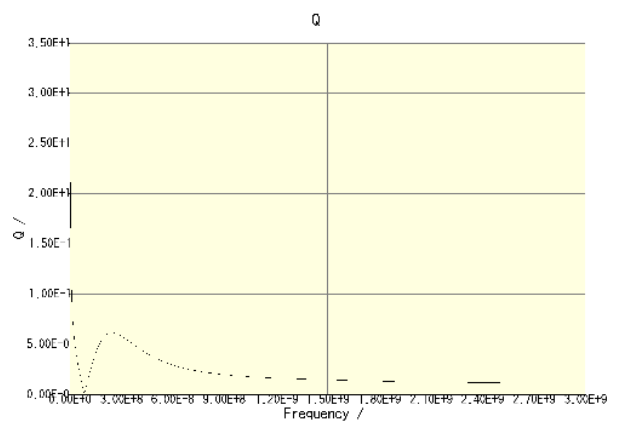
MLP2520K1R0MT0S1



MLP2520K1R0MT0S1



MLP2520K1R0MT0S1

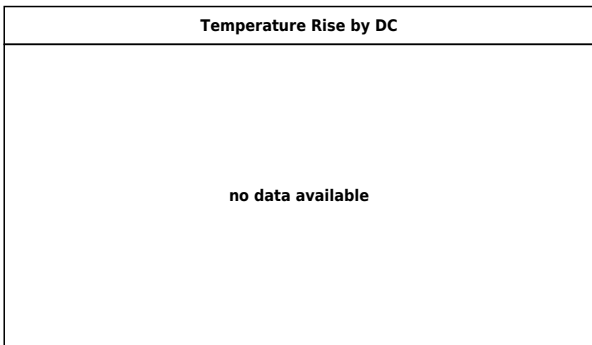

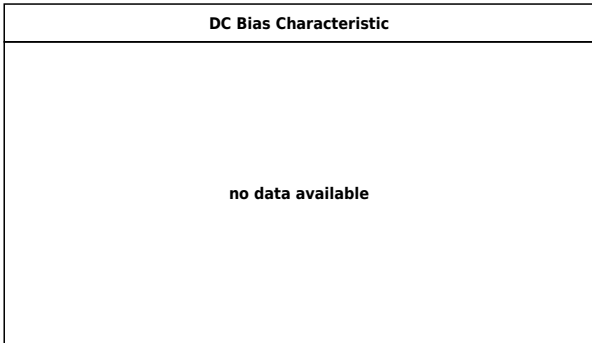


MLP2520K1R0MT0S1

•This PDF document was created based on the data listed on the TDK Corporation website.
 •All specifications are subject to change without notice.

MLP2520K1R0MT0S1

Characteristic Graphs (This is reference data, and does not guarantee the product's characteristics.)



•This PDF document was created based on the data listed on the TDK Corporation website.
•All specifications are subject to change without notice.