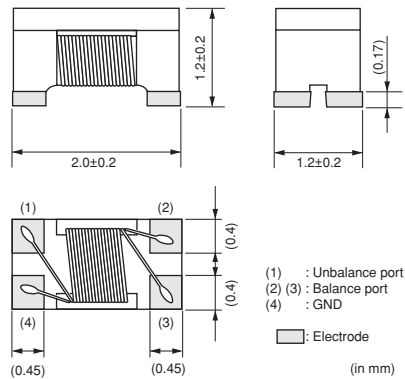


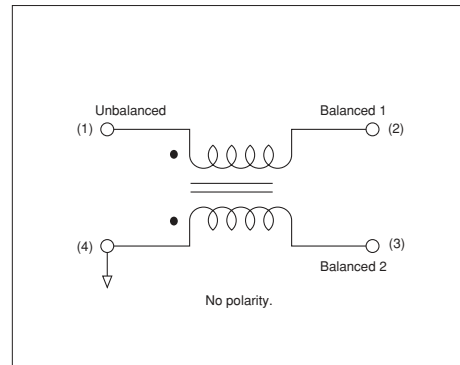
Microchip Transformer (Balun) Wire Wound Type

DXW21B Series (0805 Size)

■ Dimensions



■ Equivalent Circuit



■ Packaging

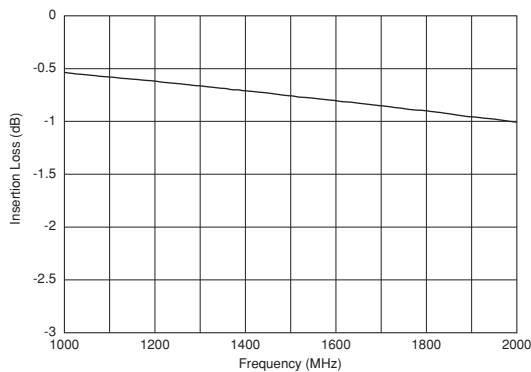
| Code | Packaging | Minimum Quantity |
|------|---------------------|------------------|
| L | 180mm Embossed Tape | 2000 |
| K | 330mm Embossed Tape | 10000 |
| B | Bulk(Bag) | 500 |

■ Rated Value (□: packaging code)

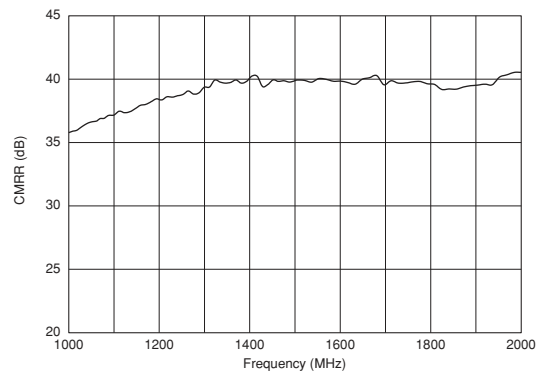
| Part Number | Frequency Range | Port Impedance | Insertion Loss at Freq. Range (max.) | CMRR at Freq. Range (min.) | Rated Power | Operating Temperature Range |
|---------------|-----------------|-----------------|--------------------------------------|----------------------------|-------------|-----------------------------|
| DXW21BN7511S□ | 1 to 1.5GHz | 75 ohm - 75 ohm | 1.4dB | 20dB | 27dBm | -40 to +85°C |
| DXW21BN7511T□ | 50 to 870MHz | 75 ohm - 75 ohm | 1.0dB | 20dB | 27dBm | -40 to +85°C |

Only for reflow soldering.

■ Insertion Loss Characteristics DXW21BN7511S



■ CMRR Characteristics DXW21BN7511S



Continued on the following page.

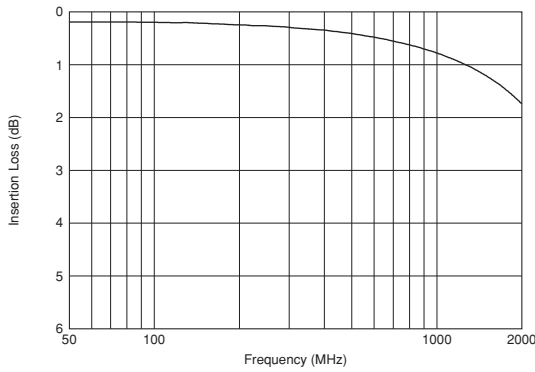
● This data sheet is applied for Micro Chip Transformer used for General Electronics equipment for your design.

⚠ Note:

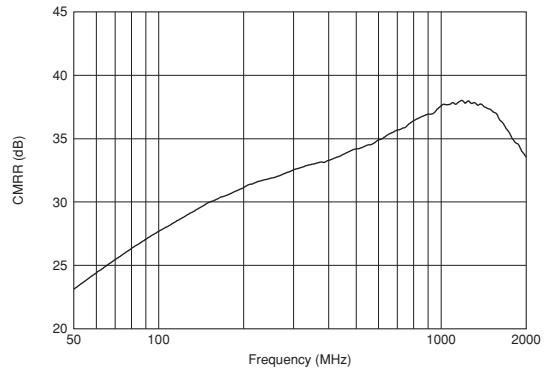
1. This datasheet is downloaded from the website of Murata Manufacturing co., ltd. Therefore, it's specifications are subject to change or our products in it may be discontinued without advance notice. Please check with our sales representatives or product engineers before ordering.
2. This datasheet has only typical specifications because there is no space for detailed specifications. Therefore, please approve our product specifications or transact the approval sheet for product specifications before ordering.

Continued from the preceding page.

■ Insertion Loss Characteristics
DXW21BN7511T



■ CMRR Characteristics
DXW21BN7511T



■ ⚠ Caution/Notice

⚠ Caution (Rating)

Do not use products beyond the rated current and rated voltage as this may create excessive heat and deteriorate the insulation resistance.

Notice

Solderability of Tin plating termination chip might be deteriorated when low temperature soldering profile where peak solder temperature is below the Tin melting point is used. Please confirm the solderability of Tin plating termination chip before use.

● This data sheet is applied for Micro Chip Transformer used for General Electronics equipment for your design.

⚠ Note:

1. This datasheet is downloaded from the website of Murata Manufacturing co., ltd. Therefore, it's specifications are subject to change or our products in it may be discontinued without advance notice. Please check with our sales representatives or product engineers before ordering.
2. This datasheet has only typical specifications because there is no space for detailed specifications. Therefore, please approve our product specifications or transact the approval sheet for product specifications before ordering.