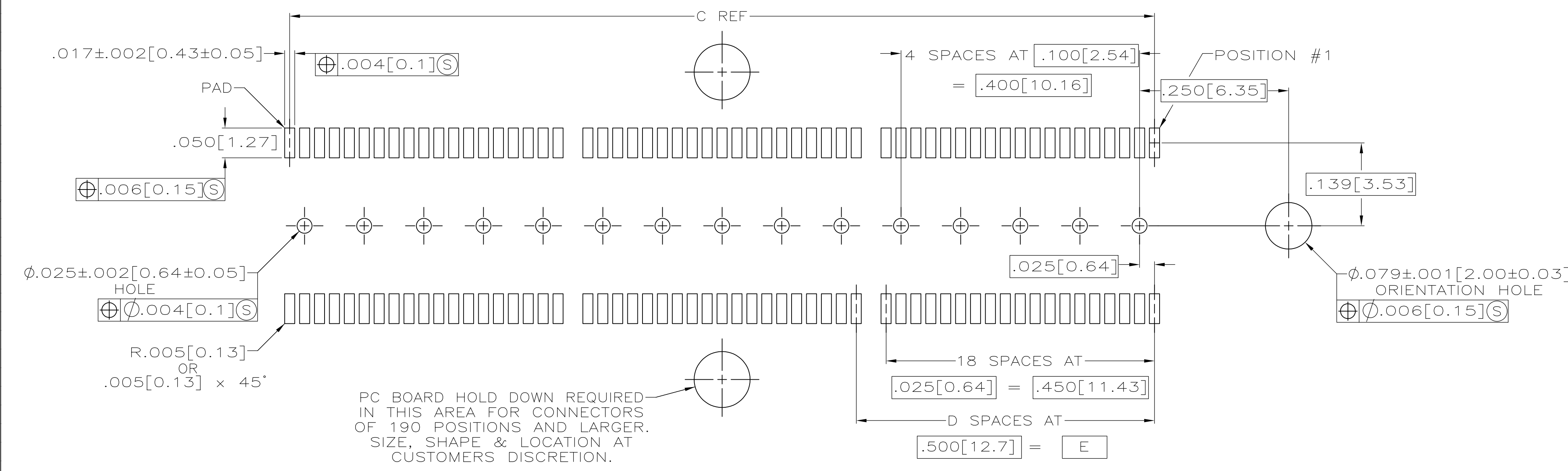
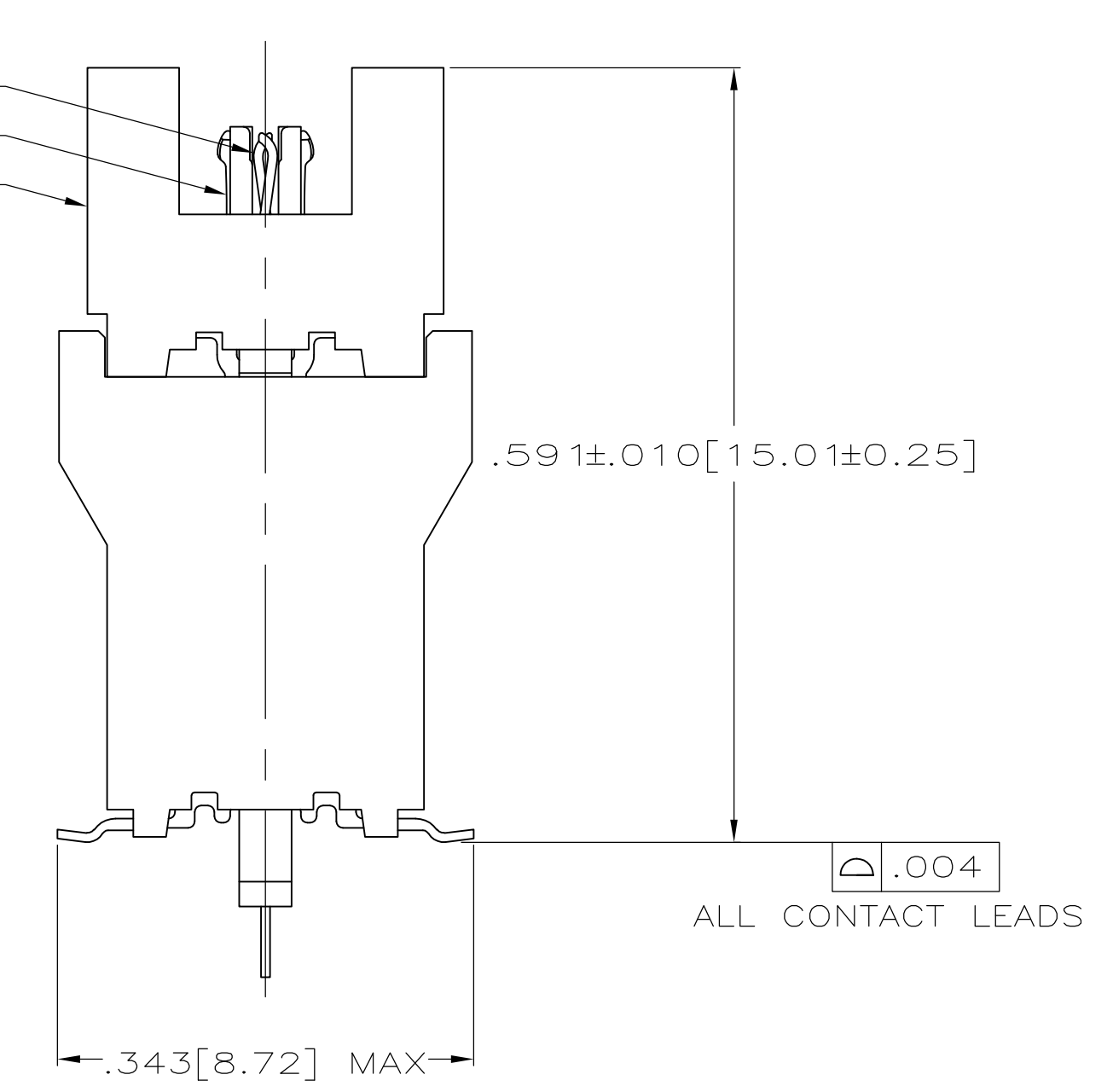
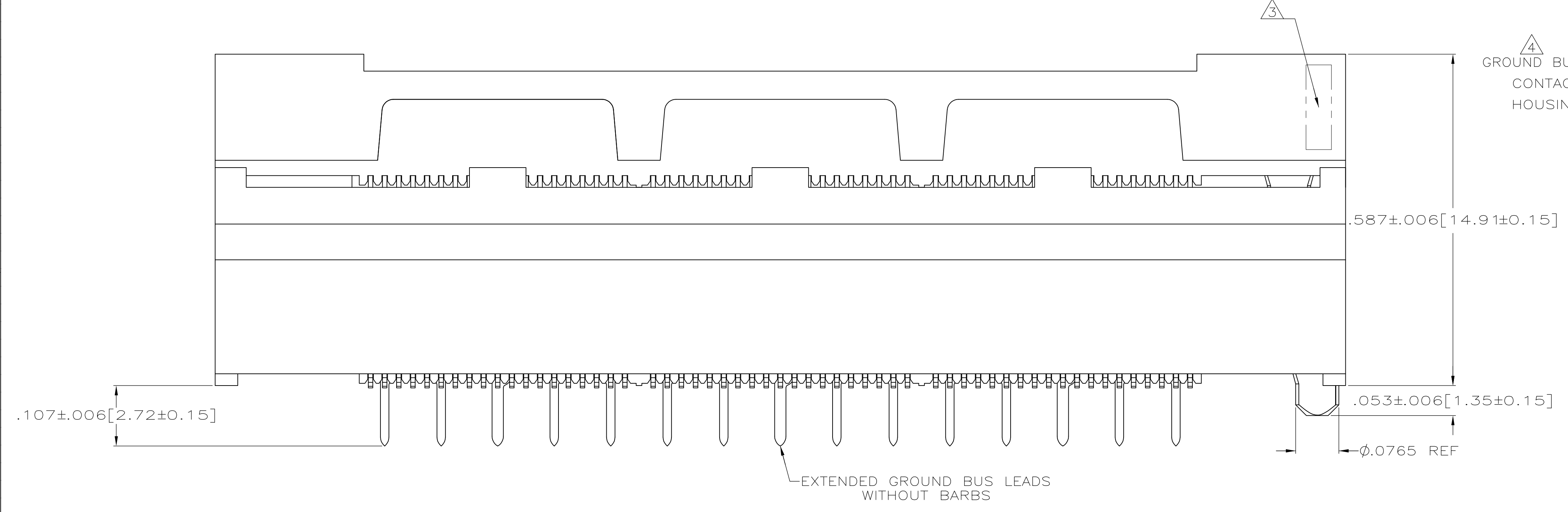


- ① HOUSING: LIQUID CRYSTAL POLYMER, COLOR BLACK.
CONTACTS: HIGH RELIABILITY COPPER ALLOY.
GROUND BUSES: PHOSPHOR BRONZE ALLOY, UNS C51100.
- ② CONTACTS & GROUND BUSES: NICKEL UNDERPLATE ALL OVER, MATING SURFACE PLATED TO MEET LEVEL 2 PERFORMANCE REQUIREMENTS OF TE PRODUCT SPECIFICATION 108-1422, SOLDER TAILS PLATED MATTE TIN.
- ③ DATE CODE MARKED IN AREA INDICATED ON SIDE OPPOSITE POSITION #1.
- ④ ONE GROUND BUS WITH 5 TAILS PER EACH MODULE.
- ⑤ TOLERANCE NON-ACCUMULATIVE.
- ⑥ OBSOLETE



PC BOARD HOLD DOWN REQUIRED IN THIS AREA FOR CONNECTORS OF 190 POSITIONS AND LARGER. SIZE, SHAPE & LOCATION AT CUSTOMERS DISCRETION.

RECOMMENDED PC BOARD LAYOUT (VIEWED FROM CONNECTOR SIDE)

3.000[76.2]	6	3.450[87.63]	3.900[99.06]	4.000[101.6]	266	5767095-7
2.500[63.5]	5	2.950[74.93]	3.400[86.36]	3.500[88.9]	228	5767095-6
2.000[50.8]	4	2.450[62.23]	2.900[73.66]	3.000[76.2]	190	5767095-5
1.500[38.1]	3	1.950[49.53]	2.400[60.96]	2.500[63.5]	152	5767095-4
1.000[25.4]	2	1.450[36.83]	1.900[48.26]	2.000[50.8]	114	5767095-3
.500[12.7]	1	.950[24.13]	1.400[35.56]	1.500[38.1]	76	5767095-2
.000[0]	0	.450[11.43]	.900[22.86]	1.000[25.4]	38	5767095-1
E	D	C	B	A	NO OF POS	PART NUMBER

THIS DRAWING IS A CONTROLLED DOCUMENT.

DIMENSIONS: INCHES	TOLERANCES UNLESS OTHERWISE SPECIFIED:	DIN G. ATTADIA 26 OCT 04	Tyco Electronics Corporation Harrisburg, Pa 17105-3608
0 PLC ± -	1 PLC ± -	CIK D. DIXON 26 OCT 04	
2 PLC ± -	3 PLC ± .005(0.13)	APVD D. DIXON 26 OCT 04	Tyco Electronics
4 PLC ± -	ANGLES ± -	NAME	
MATERIAL	FINISH	PRODUCT SPEC	RECEPTACLE ASSEMBLY, .355[9.02] VERTICAL, .025[0.64] CENTER LINE, MICTOR
①	②	APPLICATION SPEC	108-1422
		SIZE	114-11004
		WEIGHT	A1 00779 C=5767095
		CUSTOMER DRAWING	SCALE 8:1 SHEET 1 OF 1 REV B