THIS COPY IS PROVIDED ON A RESTRICTED BASIS AND IS NOT TO BE USED IN ANY WAY DETRIMENTAL TO THE INTERESTS OF PANDUIT CORP.

PANDUIT PART NO.*	MAT'L SUFFIX	RECOMMENDED FASTENER	'A'	'B'	'C'	'D'	'E'	'F'	'G' (REF)	'H' (REF)	'I' (REF)	USE WITH THESE CABLE TIE CROSS SECTIONS	WEIGHT (g) lbs/100 pcs.
TM1S4	NONE -0 -30 -69	#4 (M2.5) SCREW	0.513 [13.0]	0.316 [8.0]	0.230 [5.8]	0.130 ±.020 (3.3) ±(.5)	0.067 ±.020 (1.7) ±(.5)	0.125 [3.2]	0.075 [1.9]	0.226	0.121	MINIATURE ONLY	0.064 (29.0)
TM1S6	NONE -0 -30 -69	#6 (M3) SCREW							0.080 [2.0]	0.277	0.146		0.057 (26.0)

MAT'L SUFFIX	MATERIAL
NONE	NYLON 6/6
-0	WEATHER RESISTANT NYLON
-30	HEAT STABILIZED NYLON
-69	FLAME RETARDANT NYLON

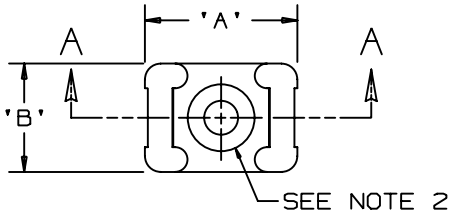

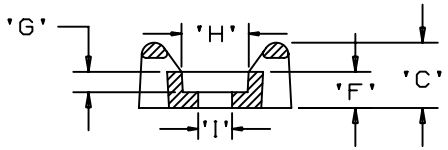

SECTION A-A

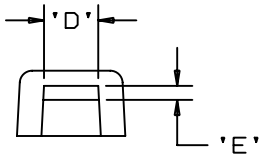

NOTES:
*1. SEE CURRENT PRICE SHEET FOR PART NUMBER SUFFIX DESIGNATION FOR PACKAGE SIZE.
2. HOLE DIMENSIONS SHOULD ACCOMMODATE SPECIFIED RECOMMENDED FASTENER.

DIMENSIONS IN BRACKETS ARE METRIC [mm]

CAD FILENAME/LAYERS: G00239CN_PB_TMS_A_08

PANDUIT CORP. TINLEY PARK, ILLINOIS

TM1S - TIE MOUNT

UNLESS OTHERWISE SPECIFIED, DIMENSIONAL TOLERANCES ARE:
(.X) ±0.05 [1.3] (.XXX) ±0.010 [0.25]
(.XX) ±0.02 [0.5] ANGLES ± 5°

UNLESS OTHERWISE SPECIFIED, ALL DIMENSIONS ARE GIVEN IN INCHES, THIRD ANGLE PROJECTION.

DRAWN BY: GDH
DATE: 02-20-95
CHK'D:
MAT'L: SEE TABLE
SCALE: NONE
DRAWING NO.: GB0239CN
DWG SIZE: A

REV	DATE	BY	CHK	DESCRIPTION	ECN	-	R	CUST	SUP
8	6-8-05	TMSA		CHANGED RECOMMENDED FASTENER FROM M3.0 TO M2.5	GB0239CN		8		