


Current Sense Transformers

FIS 1X5 Series



- ④ Current sense transformers provide output feedback to the pulse control circuitry allowing low-cost regulation of switch-mode power supplies
- ④ Fully encapsulated construction, Reinforced Insulation.
- ④ Isolation primary to secondary: 4000V AC
- ④ 25A maximum primary current, 500kHz maximum frequency
- ④ Applications: switch-mode power supplies, lighting, switch controls

Electrical Specifications @ 25°C - Operating Temperature -40°C to +125°C

Part No.	Prim/Sec Ratio	Sec L (mH MIN)	Sec DCR (Ω MAX)	V x τ (MAX)
FIS105NL	1:50	4.7	0.5	175 μVS
FIS115NL	1:100	18	2.0	350 μVS
FIS125NL	1:200	76	4.5	700 μVS
FIS155NL	1:500	470	16.0	1750 μVS
FIS1105NL	1:1000	1900	50.0	3500 μVS

Notes:

L: Inductance: (1-3) tested at 10 KHz & 10 mV
 $V \times \tau: V = R_t \times I_s \quad \tau = \frac{1}{2F}$

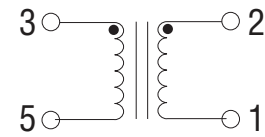
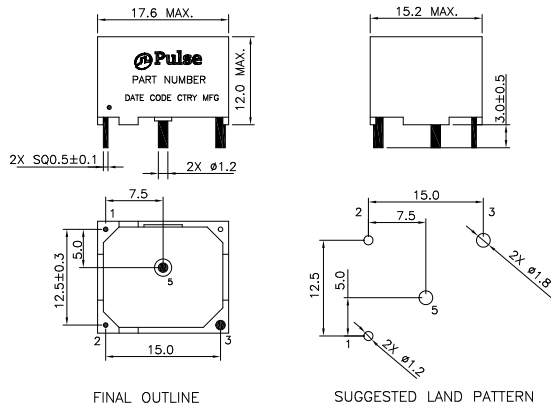
R_t (Ω): Recommended Terminating Resistance
 I_s (A): sec. current F(Hz): Frequency

* Contact Pulse for availability

Mechanicals

Schematics

FISXXX



	FIS105NL/15NL/25NL/55NL	FIS1105NL
Weight	7.0 grams	8.0 grams
Tray	30/tray	34/tray

Dimension: mm

Unless otherwise specified, all tolerances are ± 0.50

For More Information:

Americas - prodinfo_power_americas@yageo.com | Europe - prodinfo_power_emea@yageo.com | Asia - prodinfo_power_asia@yageo.com

Performance warranty of products offered on this data sheet is limited to the parameters specified. Data is subject to change without notice. Other brand and product names mentioned herein may be trademarks or registered trademarks of their respective owners. © Copyright, 2023. Pulse Electronics, Inc. All rights reserved.