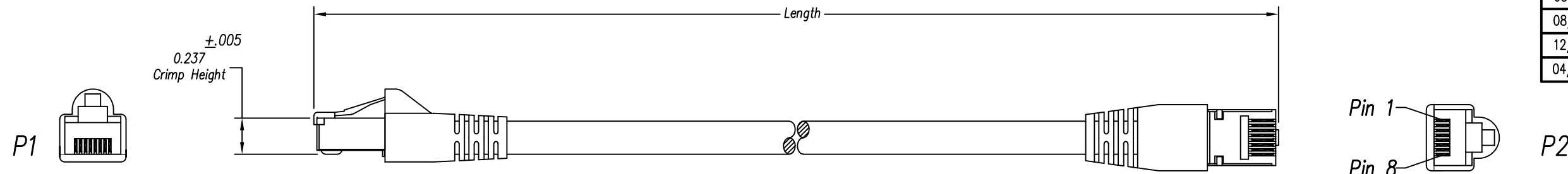


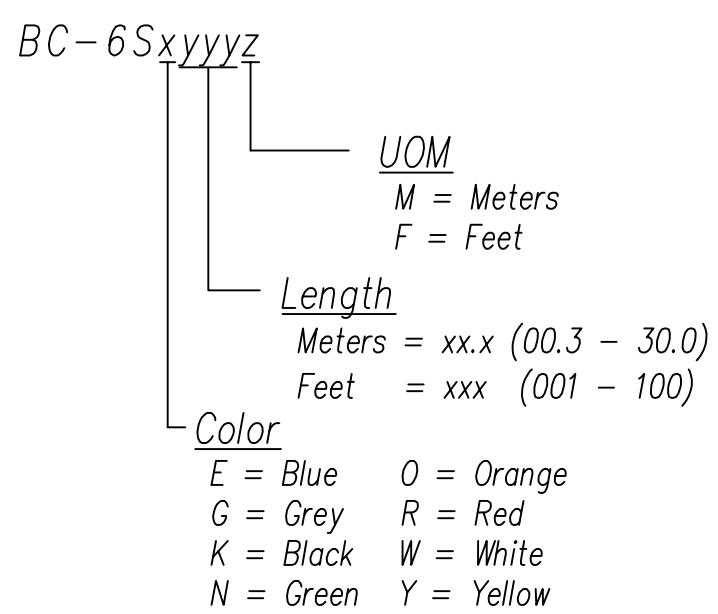
DATE	REV	ECN	APP'D. BY
05/17/17	A0	Released	HU
08/07/17	A1	11059	KC
12/03/19	A2	11479	ADB
04/22/22	A3	11967	JMM



Notes:

- 1) Each cable assembly to be individually bagged.
- 2) 50μ" Gold plating on contacts
- 3) Cable Construction:
 - 24AWG Stranded
 - 4Pr, F/UTP, Type CM
 - PVC Jacket
- 4) Overmolded Strain Relief
Color to match Jacket color

P/N Key:

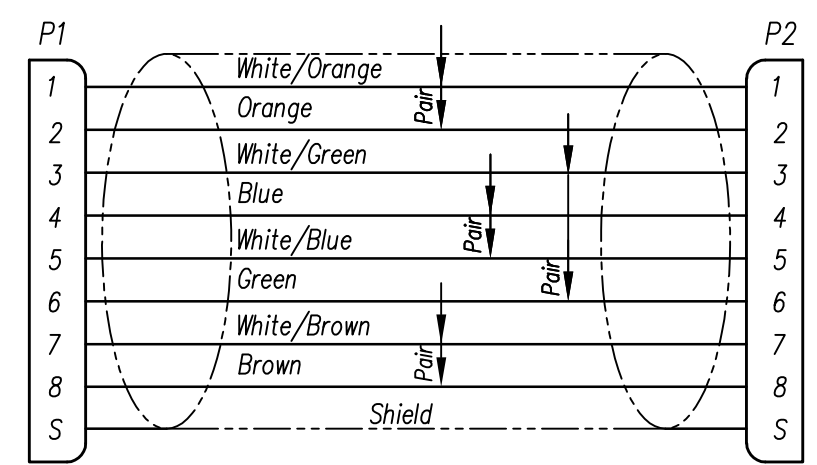


O/A Length Tolerance:

Metric	
0 ~ 200mm	±10mm
201 ~ 1000mm	±20mm
1001 ~ 1500mm	±25mm
1501 ~ 2100mm	±30mm
>2100mm	±40mm

Imperial	
0 ~ 1ft	±0.5in
2ft ~ 3ft	±0.75in
4ft ~ 7ft	±1.0in
> 7ft	±1.5in


Wiring Map: 568B Standard



Example Parts Numbers

Meters		
P/N	Color	Length
BC-6SG005M	Grey	0.5m
BC-6SE010M	Blue	1.0m
BC-5SE030M	Blue	3.0m

For Part Numbers Not Shown Follow Part Number Key Format



THIRD ANGLE PROJECTION 		206 Van Vorst Street Jersey City, NJ 07302 +1 201 432 0463 http://www.belfuse.com
DO NOT SCALE DRAWING DRAWING IS SUBJECT TO CHANGE WITHOUT NOTICE	TITLE: Bel Patchcord Assembly, C6 F/UTP	
DIMENSIONS: INCHES [METRIC]	THIS DRAWING AND THE SUBJECT MATTER SHOWN THEREON ARE CONFIDENTIAL AND THE PROPRIETARY PROPERTY OF BEL FUSE, INC. AND SHALL NOT BE REPRODUCED, COPIED, OR USED IN ANY MANNER WITHOUT PRIOR WRITTEN CONSENT OF BEL FUSE, INC.	DRN BY: XYQ DATE: 05/17/17
UNLESS OTHERWISE SPECIFIED TOLERANCES ARE ±.005 [0.13] ANGLES ARE ± 1°		APPD BY: HU DATE: 05/17/17
SHEET NO. 1 OF 1		DWG NO. CT999142 REV. A3