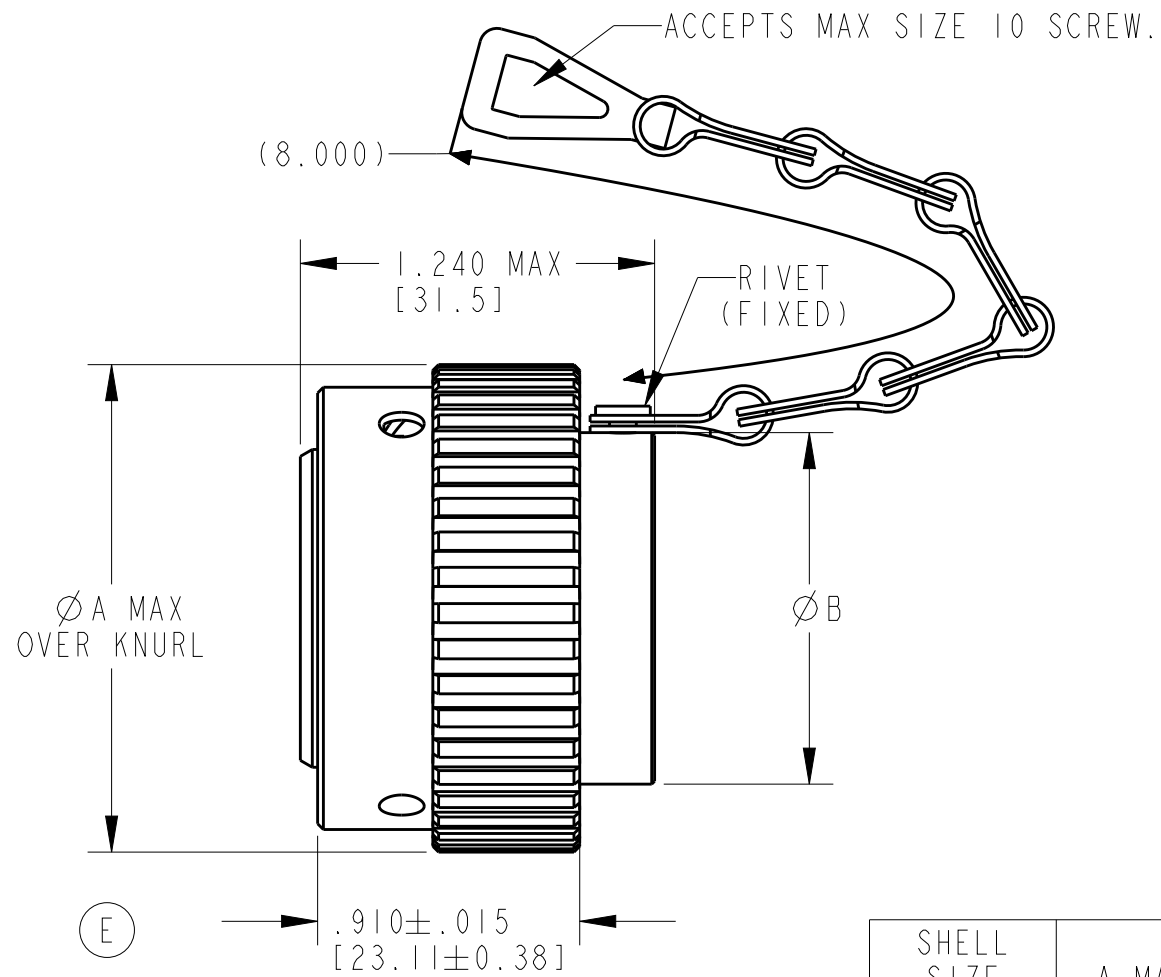
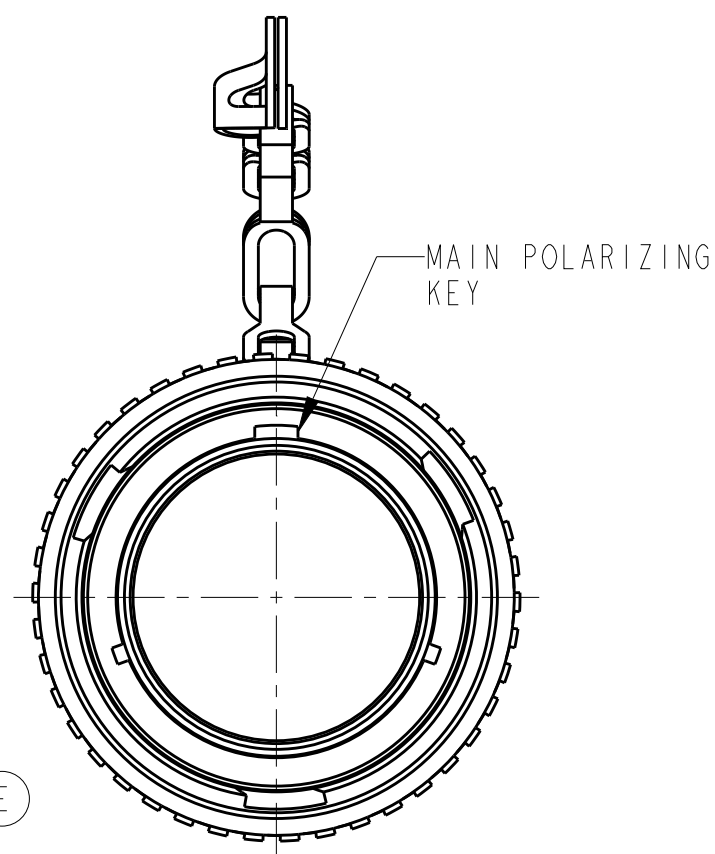
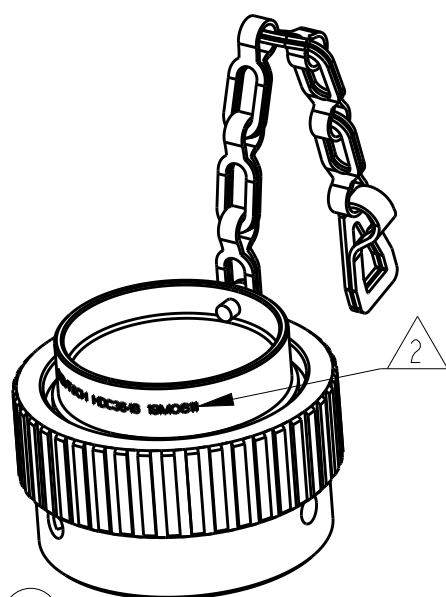


THIS DRAWING IS UNPUBLISHED. RELEASED FOR PUBLICATION 2013  
© COPYRIGHT 2013 BY TE CONNECTIVITY ALL RIGHTS RESERVED.

LOC	DIST	REVISIONS			
P	LTR	DESCRIPTION	DATE	DWN	APVD
	C	REVISED PER E.O. P20815	3-19-11	XS	RDR
	D	REVISED PER E.O. P20977	6-28-11	XS	RDR
	DI	REVISED PER ECO-14-006488	4-30-14	JA	DM
	E	REVISED PER E-20-008459	04MAY2020	CO	IG



SHELL SIZE XX	A MAX. Ø	ØB ±.010 [±0.25]	WEIGHT IN GRAMS
18	1.692 [42.97]	1.220 [30.98]	46.59
24	1.942 [49.32]	1.470 [37.33]	50.62

△ DATE CODE: IDENTIFIES THE YEAR, MONTH, DAY AND HOUR OF ASSEMBLY. YEAR: FIRST AND SECOND DIGIT (19 = 2019). MONTH: THIRD DIGIT, EXCLUDING "1", A=JAN, B=FEB, ...M=DEC. DAY: FOURTH AND FIFTH DIGITS (06 = 6th DAY) HOUR: SIXTH AND SEVENTH DIGITS (11 = 11AM)

△ MATERIAL: SHELL: ALUMINUM; CHAIN: STAINLESS STEEL.

NOTES:

THIS DRAWING IS A CONTROLLED DOCUMENT.		DWN 29APR2014 JAIME C. APOSTOL	TE Connectivity	
DIMENSIONS: INCHES [mm]		CHK 30APR2014 ILINA GRANICHAROVA		
TOLERANCES UNLESS OTHERWISE SPECIFIED:		APVD 30APR2014 DAVID MEYER	NAME COVER, PROTECTIVE BAYONET COUPLING (TO MATE WITH RECEPTACLE)	
0 PLC ± 1 PLC ± 2 PLC ± 3 PLC ±.025 [.64] 4 PLC ± ANGLES ±0°30'0"		PRODUCT SPEC	SIZE A3	CAGE CODE 4AFU8
MATERIAL		APPLICATION SPEC	DRAWING NO C-HDC36-XX	RESTRICTED TO -
FINISH		WEIGHT SEE TABLE	SCALE 1.500	
△		CUSTOMER DRAWING	SHEET 1 OF 1	REV E