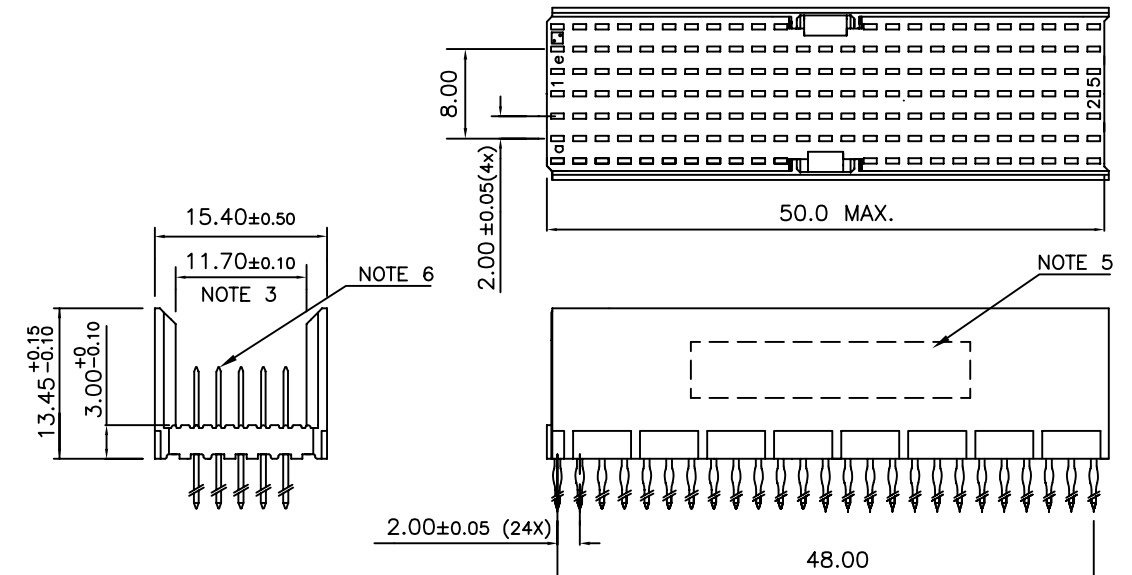


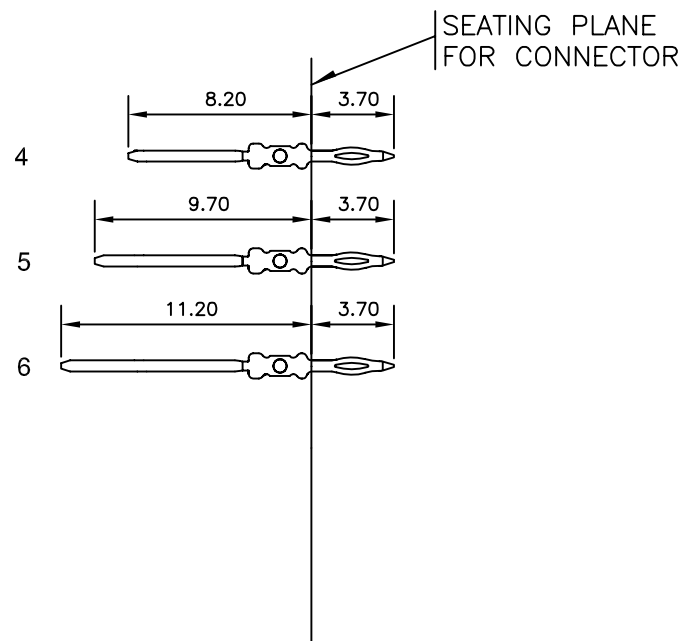
LOADING PATTERN MATING SIDE

f	0	0	0	0	0	0	0	0	0	0	0	0	0	0	0	0	0	0	0	0	0
e	6	6	6	6	6	5	6	5	4	5	5	5	5	5	5	5	5	5	5	5	5
d	6	6	6	6	6	6	6	5	5	5	5	5	5	5	5	5	5	5	5	5	5
c	6	6	6	6	6	6	5	5	5	5	5	5	5	5	5	5	5	5	5	5	5
b	5	5	5	5	5	5	5	5	5	5	5	5	5	5	5	5	5	5	5	5	5
a	6	6	6	6	6	6	5	5	5	5	5	5	5	5	5	5	5	5	5	5	5
z	0	0	0	0	0	0	0	0	0	0	0	0	0	0	0	0	0	0	0	0	0
POS	0	0	1	1	2	2															
S	1	5	0	5	0	5															

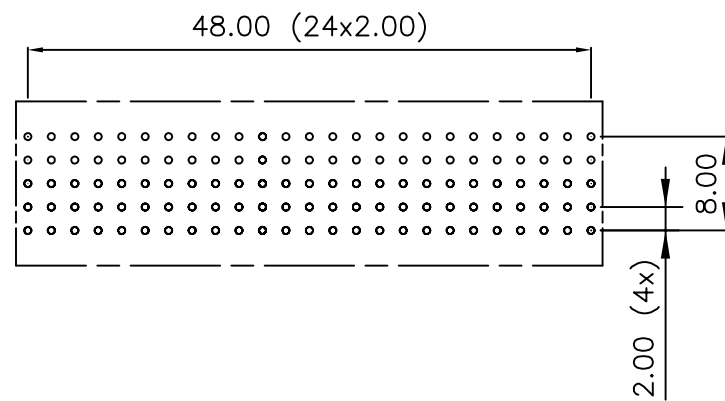
LOADED CONNECTOR ASSEMBLY
(FOR EXAMPLE)



CONTACT OVERVIEW



LAY-OUT P.C.B.-HOLE



LEAD FREE INDICATOR : LF = LEAD FREE
(DIGIT 15 & 16)

HM2P65PDA3N0

PLATING CODE (DIGIT 13 AND 14)
(REF DRW NO. BS,C , 201844 , 003)

NOTES

- THIS PRODUCT IS CSA APPROVED.
- THIS PRODUCT IS UL RECOGNIZED.
- MEASURED AT THE BOTTOM.
- MATERIAL CONTACT: PHOSPHORBRONZE
HOUSING: CREAM WHITE GLASS FILLED POLYESTER UL-94V0
- CONNECTOR PRINTED WITH P/N AND DATE CODE.
- FOR ACTUAL CONTACT LOADINGS, SEE LOADING PATTERN MATING SIDE.
- SHAPE OF CONNECTOR HOUSING CAN ALTER DEPENDING ON PRODUCTION LOCATION
- THE PRODUCT (LF) MEETS EUROPEAN UNION DIRECTIVES AND OTHER COUNTRY REGULATIONS AS DESCRIBED IN GS-22-008
- FOR RECOMMENDED PTH DIMENSIONS REFER DRAWING : BS, A , 201572 , 001

CATALOG NO: HM2P65PDA3N0----

mat'l. code		surface		tolerance		projection		product family	
SEE NOTE 4		ISO 1302 ✓		ISO 406 ISO 1101				MILLIPACS	
ltr		ecn no		dr		date		title	
A		104-0011		MINI		2004/02/17		MPACS 5+2R STR HDR PF CONN TYPE AB	
B		105-0187		MINI		2005/10/13			
C		106-0090		MINI		2006/06/26			
				dr		MINI K VANDANATH 2004/02/17		dwg no	
				enr		BIJU K PAUL 2004/02/17		sheet 1 of 1	
				chr		BIJU K PAUL 2006/06/26		size	
				appd		BIJU K PAUL 2006/06/26		A3	
sheet index		revision		c				type	
sheet		1						Product Customer Drawing	