



Data sheet | Item number: 289-618

Interface module; Pluggable connector per DIN 41651; 50-pole; Triple-deck PCB terminal blocks; in mounting carrier; 2,50 mm²



www.wago.com/289-618



Data

Electrical data

Operating voltage	≤ AC/DC 125 V
Nominal current	1 A

Subject to changes. Please also observe the further product documentation!

WAGO GmbH & Co. KG
Hansastr. 27
32423 Minden
Phone: +49571 887-0 | Fax: +49571 887-169
Email: info.de@wago.com | Web: www.wago.com

Do you have any questions about our products?
We are always happy to take your call at +49 (571) 887-44222.



Safety and protection

Rated voltage	125 V
Pollution degree	2
Protection type	IP00; Notice! Live parts can be easily touched! Protection against direct contact must be provided by the equipment manufacturer, e.g., using a WAGO 709 Series Cover (see "Accessories") or a similar cover. The installation guidelines must be observed for each individual application.
Dielectric strength (channel/channel) (AC, 1 min.)	1.3 kV _{rms}
Insulation type	Functional insulation

Connection data

Performance level	3 / 50 mating cycles
-------------------	----------------------

Connection 1

Connector	DIN 41651 connector; male connector
Pole number 1	50
Connection type 1	System
Note (conductor cross-section)	12 AWG: THHN, THWN
Mating direction	vertical

Connection 2

Design 2	PCB terminal blocks (triple-deck)
Pole number 2	50
Connection type 2	Field
Connection technology 2	CAGE CLAMP®
WAGO connector 2	WAGO 737 Series
Solid conductor 2	0.08 ... 2.5 mm ² / 28 ... 12 AWG
Fine-stranded conductor 2	0.08 ... 2.5 mm ² / 28 ... 12 AWG
Strip length 2	5 ... 6 mm / 0.2 ... 0.24 inches

Physical data

Width	88 mm / 3.465 inches
Height	85 mm / 3.346 inches
Depth from upper-edge of DIN-rail	62 mm / 2.441 inches

Subject to changes. Please also observe the further product documentation!

WAGO GmbH & Co. KG
 Hansastr. 27
 32423 Minden
 Phone: +49571 887-0 | Fax: +49571 887-169
 Email: info.de@wago.com | Web: www.wago.com

Do you have any questions about our products?
 We are always happy to take your call at +49 (571) 887-44222.



Mechanical Data

Mounting type	DIN-35 rail
Housing design	Mounting carrier

Material Data

Contact material (connector)	Au over Ni
Fire load	1.306 MJ
Weight	141.5 g

Environmental requirements

Ambient temperature (operation)	-20 ... +55 °C
Ambient temperature (storage)	-40 ... +70 °C
Relative humidity	85% (non-condensing)

Standards and specifications

Standards/specifications	EN 61010-2-201
--------------------------	----------------

Commercial data

Product Group	6 (INTERFACE ELECTRONIC)
eCl@ss 10.0	27-14-11-52
eCl@ss 9.0	27-14-11-52
ETIM 8.0	EC002780
ETIM 7.0	EC002780
Recupel Type	
PU (SPU)	3 (1) pcs
Packaging type	box
Country of origin	DE
GTIN	4045454353629
Customs tariff number	85366990990

Environmental Product Compliance

RoHS Compliance Status	Compliant, No Exemption
------------------------	-------------------------

Approvals / Certificates

General approvals

Subject to changes. Please also observe the further product documentation!

WAGO GmbH & Co. KG
 Hansastr. 27
 32423 Minden
 Phone: +49571 887-0 | Fax: +49571 887-169
 Email: info.de@wago.com | Web: www.wago.com

Do you have any questions about our products?
 We are always happy to take your call at +49 (571) 887-44222.



Logo	Approval	Additional Approval Text	Certificate name
	EAC Brjansker Zertifizierungsstelle	TP TC 004/2011	EAC RU C-DE.AM02.B.00122/19

Declarations of conformity and manufacturer's declarations

Logo	Approval	Additional Approval Text	Certificate name
	EU-Declaration of Conformity WAGO GmbH & Co. KG	-	-

Optional accessories

Tool

Operating tool		
Item no.: 210-720	Operating tool; Blade: 3.5 x 0.5 mm; with a partially insulated shaft; multicoloured	www.wago.com/210-720

Marking accessories

Marking strip		
Item no.: 709-196	Marking strips; for laser printer; translucent	www.wago.com/709-196
Item no.: 709-178	Marking strips; on reel; 7.5 mm wide; not stretchable; plain; snap-on type; white	www.wago.com/709-178
Item no.: 709-177	Marking strips; on reel; 7.5 mm wide; not stretchable; plain; snap-on type; translucent	www.wago.com/709-177

Downloads

Documentation

Bid Text

289-618 X81 - Datei	2019 年2月19日	xml 3.5 kB	Download
289-618 doc - Datei	2015 年2月9日	doc 26.1 kB	Download

Instruction Leaflet

		pdf 1.3 MB	Download
--	--	---------------	----------

Subject to changes. Please also observe the further product documentation!

WAGO GmbH & Co. KG
Hansastr. 27
32423 Minden
Phone: +49571 887-0 | Fax: +49571 887-169
Email: info.de@wago.com | Web: www.wago.com

Do you have any questions about our products?
We are always happy to take your call at +49 (571) 887-44222.



Additional Information

Disposal and Recycling	V 1.1.0	pdf	Download
Electrical and electronic equipment, Batteries, Packaging	2022 年8月18 日	2.2 MB	

CAD/CAE-Data

CAD data

2D/3D Models 289-618	URL	Download
----------------------	-----	----------

CAE data

EPLAN Data Portal 289-618	URL	Download
---------------------------	-----	----------

WSCAD Universe 289-618	URL	Download
------------------------	-----	----------

ZUKEN Portal 289-618	URL	Download
----------------------	-----	----------

Environmental Product Compliance


Compliance Search

Environmental Product Compliance 289-618	URL	Download
Interface module; Pluggable connector per DIN 41651; 50-pole; Triple-deck PCB terminal blocks; in mounting carrier; 2,50 mm ²		


Installation Notes

Conductor termination

Subject to changes. Please also observe the further product documentation!




Conductor termination – screwdriver actuation parallel to conductor entry




Conductor termination – screwdriver actuation perpendicular to conductor entry

Installation



Snapping a module onto DIN-rail.



Removing a module from the DIN-rail.

Subject to changes. Please also observe the further product documentation!