

Data sheet | Item number: 221-501

Mounting carrier; for Ex applications; 221 Series - 4 mm²; for DIN-35 rail mounting/screw mounting; light gray



www.wago.com/221-501



Color:

Data

Physical data

Width	17.5 mm / 0.689 inches
Height	67.2 mm / 2.646 inches

Subject to changes. Please also observe the further product documentation!

WAGO GmbH & Co. KG
Hansastr. 27
32423 Minden
Phone: +49571 887-0 | Fax: +49571 887-169
Email: info.de@wago.com | Web: www.wago.com

Do you have any questions about our products?
We are always happy to take your call at +49 (571) 887-44222.



Depth from upper-edge of DIN-rail	25.5 mm / 1.004 inches
-----------------------------------	------------------------

Mechanical Data

Mounting type	DIN-35 rail Screw mount
Suitable	for 2-, 3- and 5-conductor 221 Series Ex Splicing Connectors (4 mm ²)

Material Data

Note (material data)	Information on material specifications can be found here
----------------------	--

Color	light gray
Material group	I
Insulation material	Polyamide (PA66)
Flammability class per UL94	V0
Weight	9.6 g

Commercial data

eCl@ss 10.0	27-14-11-92
eCl@ss 9.0	27-14-11-92
ETIM 8.0	EC002848
ETIM 7.0	EC002848
PU (SPU)	50 (10) pcs
Packaging type	box
Country of origin	CN
GTIN	4055143753449
Customs tariff number	39269097900

Environmental Product Compliance

RoHS Compliance Status	Compliant, No Exemption
------------------------	-------------------------

Approvals / Certificates

Approvals for hazardous areas

Logo	Approval	Additional Approval Text	Certificate name
	AEx Underwriters Laboratories Inc.	UL 60079	E185892 (AEx eb)

Subject to changes. Please also observe the further product documentation!



		IIC resp. Ex eb IIC)
IECEX Physikalisch Technische Bundesanstalt	IEC 60079	IECEX PTB 18.0045U (Ex eb IIC Gb, Ex eb I Mb)
INMETRO TÜV Rheinland do Brasil Ltda.	IEC 60079	TÜV 19.1781 U

Optional accessories

Marking accessories

Marking strip

Item no.: 210-833

Marking strips; 25 m on roll; 6 mm wide; plain; Self-adhesive; white

www.wago.com/210-833

Downloads

Documentation

Bid Text

221-501 X81 - Datei	2019 年5月21 日	xml 2.9 kB	Download
221-501 docx - Datei	2019 年5月21 日	docx 14.8 kB	Download
ausschreiben.de 221-501		URL	Download

CAD/CAE-Data

CAD data

2D/3D Models 221-501	URL	Download
----------------------	-----	----------

CAE data

ZUKEN Portal 221-501	URL	Download
EPLAN Data Portal 221-501	URL	Download

Subject to changes. Please also observe the further product documentation!

WAGO GmbH & Co. KG
Hansastr. 27
32423 Minden
Phone: +49571 887-0 | Fax: +49571 887-169
Email: info.de@wago.com | Web: www.wago.com

Do you have any questions about our products?
We are always happy to take your call at +49 (571) 887-44222.

Environmental Product Compliance

Compliance Search

Environmental Product Compliance 221-501

URL

Download

Mounting carrier; for Ex applications; 221 Series - 4 mm²; for DIN-35 rail mounting /screw mounting; light gray

Installation Notes


Conductor termination



Removing a conductor.




Inserting a connector into the mounting carrier.




Removing a connector from the mounting carrier.

Subject to changes. Please also observe the further product documentation!




Mounting type (440 V)

Using spacers between the connectors.



Mounting type (440 V)

Vertical mounting on DIN-35 rail



Mounting type (440 V)

Horizontal screw mounting on a flat surface



Mounting type (440 V)

Mounting the carrier via non-conductive screws.

Subject to changes. Please also observe the further product documentation!



Mounting type (275 V)

No spacers are used between the connectors.



Mounting type (275 V)

Mounting the carrier using conductive screws.

Testing



Easily test inserted connectors in the carrier –
however they are mounted.

Subject to changes. Please also observe the further product documentation!