

# S CN BN - J 1 1 50 - SO RPM

SUNTSU

CONNECTOR

BNC

Connector Type  
Jack

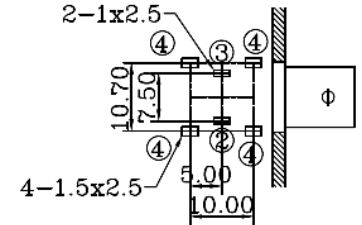
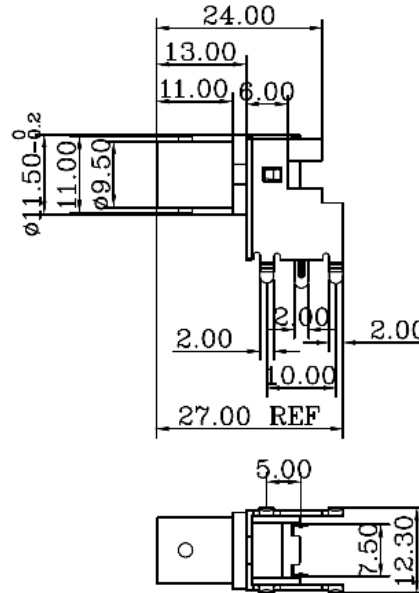
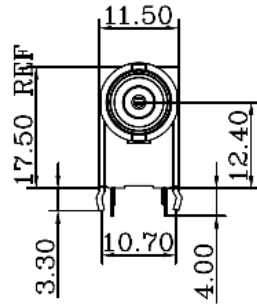
Rows

Connectors  
per Row

Impedance  
50

Contact Termination  
Solder

Mounting Style  
Right Angle PCB  
Mount



**Recommended  
Mounting  
Layout**

1. Materials:
  - a) Body: Zinc Nickel Plated
  - b) Contact: Brass Tin Plated
  - c) Insulator: PBT Natural
2. Normal Impedence: 50Ω
3. Frequency Range: 0-2 GHz
4. Max Peak Voltage: 500V
5. Dielectric Strength: 1500V RMS
6. Insulation Resistance: 5000MΩ/Min



R/A BNC JACK SWITCH  
FOR PCB

Document History				Part No.	REV.	Drawn	Page
Edits Made	Date	Edited By	Approved By	SCNBN-J1150-SORPM	A	B. Gibbons	06/28/2021
Initial Release	06/28/2021	B. Gibbons	KH Mun				06/28/2021
				Drawing No.	SCALE	Checked	1 / 1
				Tolerance	None	KH Mun	
					UNIT	Approved	
					mm	KH Mun	06/28/2021