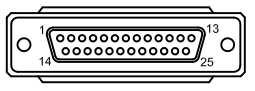
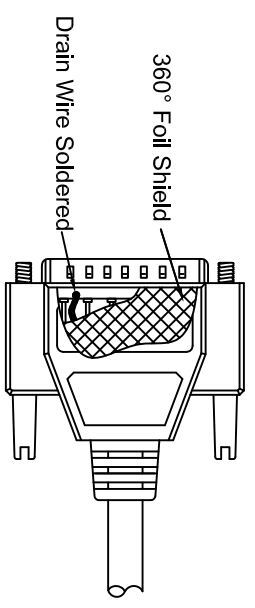


THE INFORMATION CONTAINED IN THIS DRAWING IS THE SOLE PROPERTY OF AMPHENOL CABLES ON DEMAND. ANY REPRODUCTION OR DISCLOSURE TO THIRD PARTIES IN PART OR WHOLE WITHOUT THE EXPRESS WRITTEN PERMISSION OF AMPHENOL CABLES ON DEMAND IS PROHIBITED.

4-40thread(UNC)



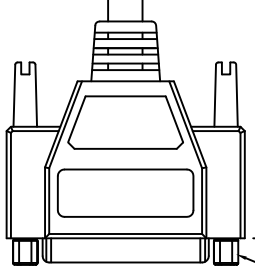
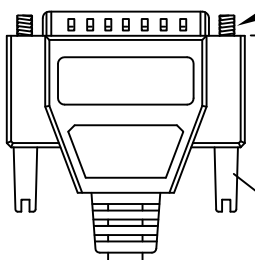
D-SUB  
25PIN Male



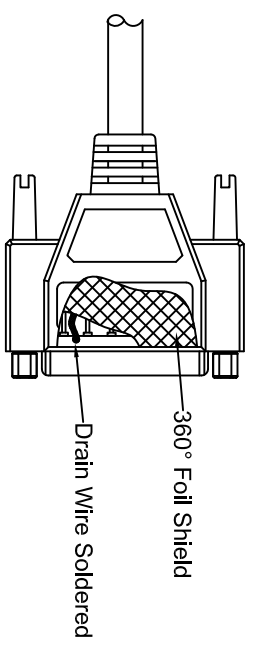
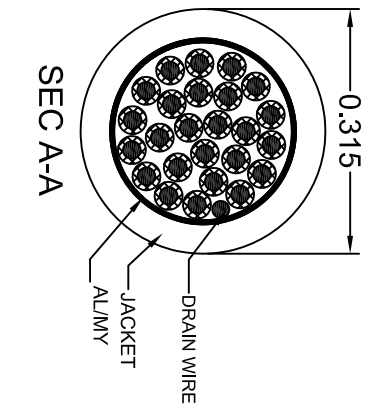
4X THUMBSCREW

Amphenol Cables on Demand

LENGTH



D-SUB  
25PIN Female



LENGTH & P/N Table

LENGTH	P/N	Cable Color
2.5FT ±1 inch	CS-DSSMDB25MF-002.5	GREY
5FT ±2 inch	CS-DSSMDB25MF-005	GREY
10FT ±3 inch	CS-DSSMDB25MF-010	GREY
15FT ±3 inch	CS-DSSMDB25MF-015	GREY
25FT ±4 inch	CS-DSSMDB25MF-025	GREY
50FT ±8 inch	CS-DSSMDB25MF-050	GREY

REV.	DESCRIPTION	DATE	APPROVED
A	NEW RELEASE	31/Jul/2006	
A1	Change Part Number	03/Jan/2007	
A2	Add Hex Nut	5/Dec/2007	
A3	Add wiring color	16/JAN/2012	
A4	Correction of the connector gender in wiring diagram	12/Mar/2019	

PIN OUT:

Male	Female	Color
PIN1	PIN1	Black
PIN2	PIN2	Brown
PIN3	PIN3	Red
PIN4	PIN4	Orange
PIN5	PIN5	Yellow
PIN6	PIN6	Green
PIN7	PIN7	Blue
PIN8	PIN8	Purple
PIN9	PIN9	Gray
PIN10	PIN10	White
PIN11	PIN11	Pink
PIN12	PIN12	Light green
PIN13	PIN13	Black/white
PIN14	PIN14	Brown/white
PIN15	PIN15	Red/white
PIN16	PIN16	Orange/white
PIN17	PIN17	Green/white
PIN18	PIN18	Blue/white
PIN19	PIN19	Purple/white
PIN20	PIN20	Red/black
PIN21	PIN21	Orange/black
PIN22	PIN22	Yellow/black
PIN23	PIN23	Green/black
PIN24	PIN24	Gray/black
PIN25	PIN25	Pink/black
SHIELD	SHIELD	Drain Wire



UNLESS OTHERWISE SPECIFIED DIMENSIONS ARE IN INCHES TOLERANCES ARE:

DIMENS	±X	±X°
X	±.005	±.005
.XX	±.005	±.005
.XXX	±.005	±.005

THIRD ANGLE PROJECTION

Amphenol Cables on Demand  
20 VALLEY ST. ENDCOTT, NY 13760

APPROVALS	DATE	SIZE	DWG. NO.	REV.
DRAWN LF	12/Mar/2019	A	CS-DSSMDB25MF-XXX	A4
CHECKED BA	12/Mar/2019			
WFG ENG				

Economy 25PIN D-Sub MF  
Common Serial Connection

NOTES: UNLESS OTHERWISE SPECIFIED