

THIS DRAWING IS UNPUBLISHED. RELEASED FOR PUBLICATION
 © COPYRIGHT - By - ALL RIGHTS RESERVED.

LOC	DIST	REVISIONS			
P	LTR	DESCRIPTION	DATE	DWN	APVD
FT	0	A	REVISED PER ECO-11-023039	21FEB12	KH MS

MATERIAL:
 HOUSING: THERMOPLASTIC, UL94V-2, BLACK.
 TERMINAL: BRASS, BRIGHT TIN PLATED.
 SCREWS: 6-32, STEEL, ZINC AND CHROMATE PLATED.

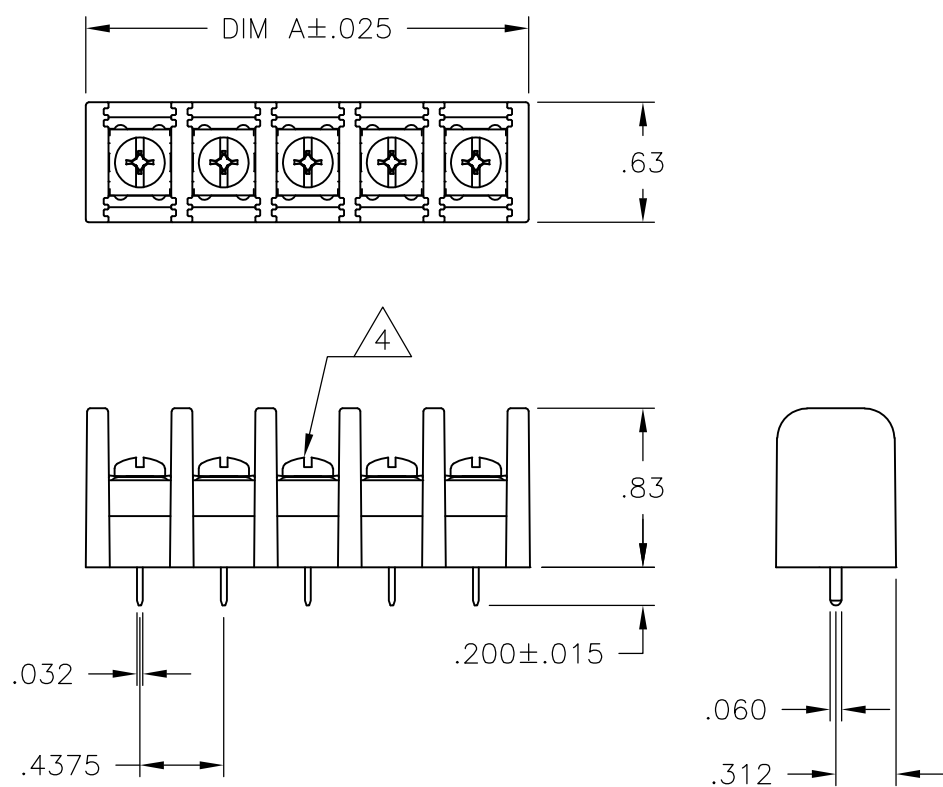
ELECTRICAL:
 MAXIMUM CURRENT: 20A.
 OPERATING VOLTAGE: 600V.
 WIRE RANGE: 12 AWG MAX.

ENVIRONMENT:
 OPERATING TEMP.: -60°C TO +105°C

- 1 WHITE INK MARKING, APPROX AS SHOWN.
- 2 NICKEL PLATED BRASS SCREW.
- 3 OBSOLETE PARTS: OBSOLETE CIS STREAMLINING PER D.RENAUD/D.SINISI
- 4 ALL SCREWS BOTTOMED, TORQUE 2 TO 4 IN-LBS

SEE FIGURE 3 OBSOLETE

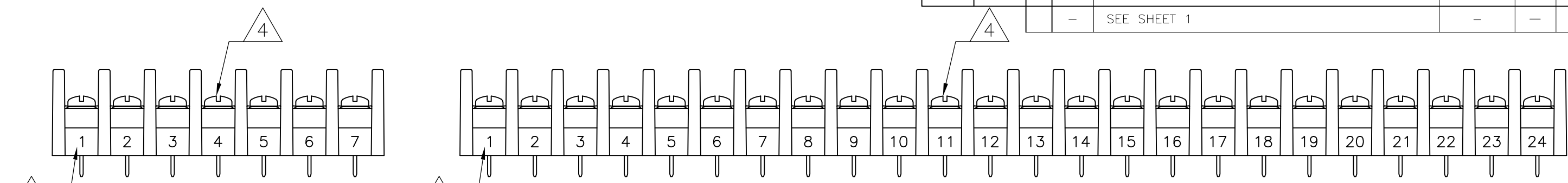
DIM A	NO. OF POS.	CATALOG NUMBER	PART NUMBER
7.562	17	SSB7FP170201	1-1546972-7
7.125	16	SSB7FP16020111	9-796602-4
7.125	16	SSB7FP160201	1-1546972-6
6.687	15	SSB7FP150201	4-1437416-6
6.250	14	SSB7FP140203	1546561-4
6.250	14	SSB7FP140201	4-1437416-5
5.812	13	SSB7FP130201	4-1437416-3
5.375	12	SSB7FP120201	4-1437416-0
4.937	11	SSB7FP110201	1-1546972-1
4.500	10	SSB7FP100203	3-1437416-6
4.500	10	SSB7FP100201	3-1437416-4
4.062	9	SSB7FP090203	1-1546561-9
4.062	9	SSB7FP090201	1546972-9
3.625	8	SSB7FP08020111	1986330-3
3.625	8	SSB7FP080203	2-1437416-9
3.625	8	SSB7FP080201	1546972-8
3.187	7	SSB7FP070203	2-1437416-6
3.187	7	SSB7FP07020111	2-1437416-5
3.187	7	SSB7FP070201	2-1437416-4
2.750	6	SSB7FP06020111	1986330-2
2.750	6	SSB7FP060203	2-1437416-3
2.750	6	SSB7FP060201	2-1437416-1
2.312	5	SSB7FP050203	2-1546972-7
2.312	5	SSB7FP050201	1-1437416-5
1.875	4	SSB7FP04020111	1986330-1
1.875	4	SSB7FP040203	1-1437416-3
1.875	4	SSB7FP040201	1-1437416-1
1.437	3	SSB7FP030201	1437416-6
1.000	2	SSB7FP020201	1437416-2



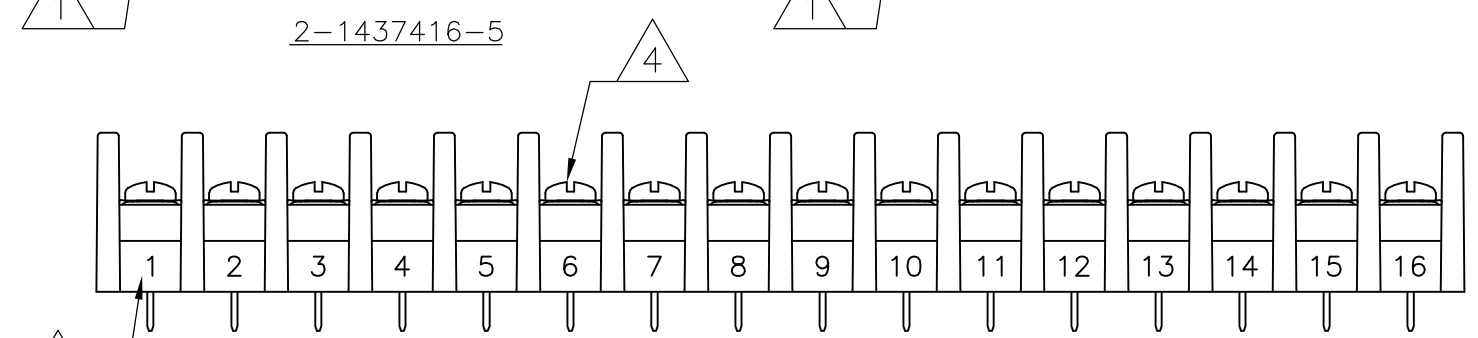
THIS DRAWING IS A CONTROLLED DOCUMENT.		DWN S SCHL GEL 2/10/05	TE Connectivity													
DIMENSIONS: INCHES		CHK S YODER 2/10/05														
TOLERANCES UNLESS OTHERWISE SPECIFIED:		APVD S YODER 2/10/05														
<table border="1"> <tr><td>0 PLC</td><td>± -</td></tr> <tr><td>1 PLC</td><td>± -</td></tr> <tr><td>2 PLC</td><td>± .02</td></tr> <tr><td>3 PLC</td><td>± .010</td></tr> <tr><td>4 PLC</td><td>± -</td></tr> <tr><td>ANGLES</td><td>± 1°</td></tr> </table>		0 PLC	± -	1 PLC	± -	2 PLC	± .02	3 PLC	± .010	4 PLC	± -	ANGLES	± 1°	NAME	SSB7FPXX0201	
0 PLC	± -															
1 PLC	± -															
2 PLC	± .02															
3 PLC	± .010															
4 PLC	± -															
ANGLES	± 1°															
MATERIAL -		PRODUCT SPEC -	SIZE A3	CAGE CODE 00779	DRAWING NO C-9-796602-2											
FINISH -		APPLICATION SPEC -	RESTRICTED TO -													
CUSTOMER DRAWING			SCALE NTS	SHEET 1 OF 2	REV A											

THIS DRAWING IS UNPUBLISHED. RELEASED FOR PUBLICATION
 © COPYRIGHT - By - ALL RIGHTS RESERVED.

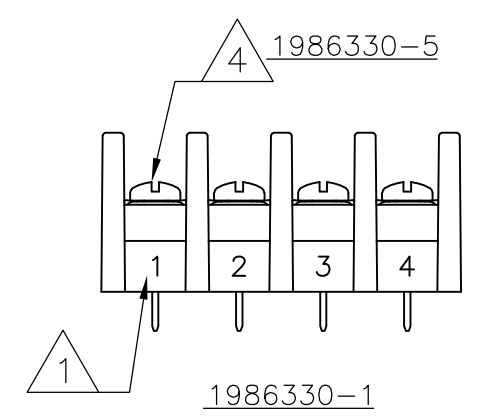
LOC	DIST	REVISIONS					
FT	0	P	LTR	DESCRIPTION	DATE	DWN	APVD
		-		SEE SHEET 1	-	-	-



2-1437416-5

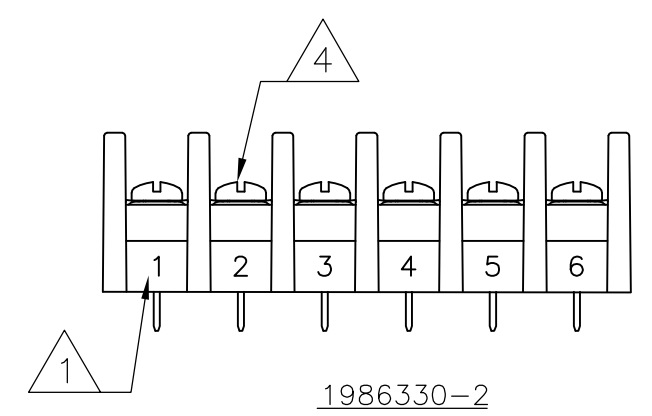


3 OBSOLETE 9-796602-4

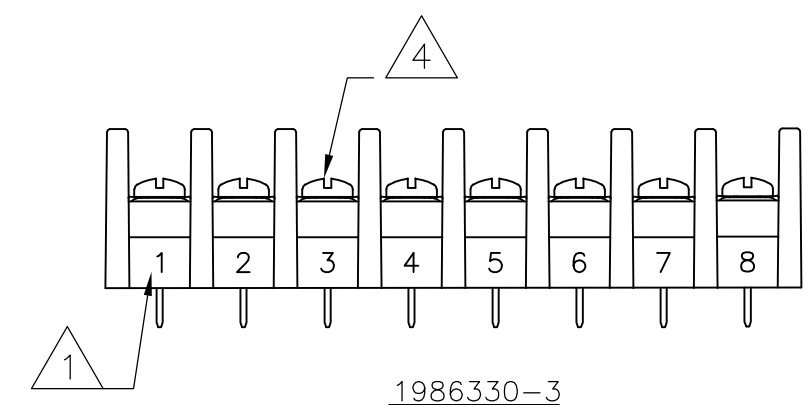


1986330-5

1986330-1



1986330-2



1986330-3

SEE FIGURE

11.937	27	SSB7FP270201	9-796602-2
11.500	26	SSB7FP260203	1-1546561-8
11.500	26	SSB7FP260201	2-1546972-6
11.062	25	SSB7FP250201	2-1546972-5
10.625	24	SSB7FP24020111	1986330-5
10.625	24	SSB7FP240201	2-1546972-4
10.187	23	SSB7FP230201	2-1546972-3
9.750	22	SSB7FP220201	2-1546972-2
9.312	21	SSB7FP210201	2-1546972-1
8.875	20	SSB7FP200201	2-1546972-0
8.437	19	SSB7FP190201	1-1546972-9
8.000	18	SSB7FP180201	1-1546972-8
DIM A	NO. OF POS.	CATALOG NUMBER	PART NUMBER

THIS DRAWING IS A CONTROLLED DOCUMENT.		DWN	S SCHL GEL	2/10/05	TE Connectivity			
DIMENSIONS: INCHES		CHK	S YODER	2/10/05				
TOLERANCES UNLESS OTHERWISE SPECIFIED:		APVD	S YODER	2/10/05	SSB7FPXX0201			
		PRODUCT SPEC		APPLICATION SPEC		RESTRICTED TO		
0 PLC ± - 1 PLC ± - 2 PLC ± .02 3 PLC ± .010 4 PLC ± - ANGLES ± 1°		WEIGHT		SIZE		CAGE CODE	DRAWING NO	
MATERIAL		-		A3		00779	C-9-796602-2	
FINISH		-		CUSTOMER DRAWING		SCALE	SHEET	
						NTS	2 OF 2	
							REV A	