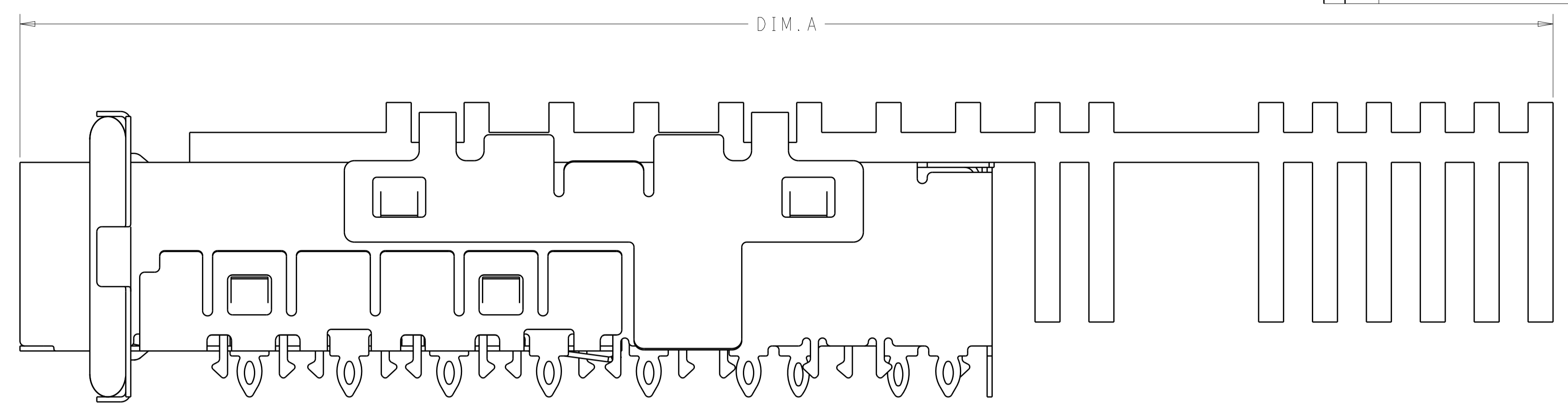


LOC	DIST	REVISIONS					
GP	00	P	LTN	DESCRIPTION	DATE	DWN	APVD
		A		PRODUCTION RELEASE	29FEB2016	JW	SH

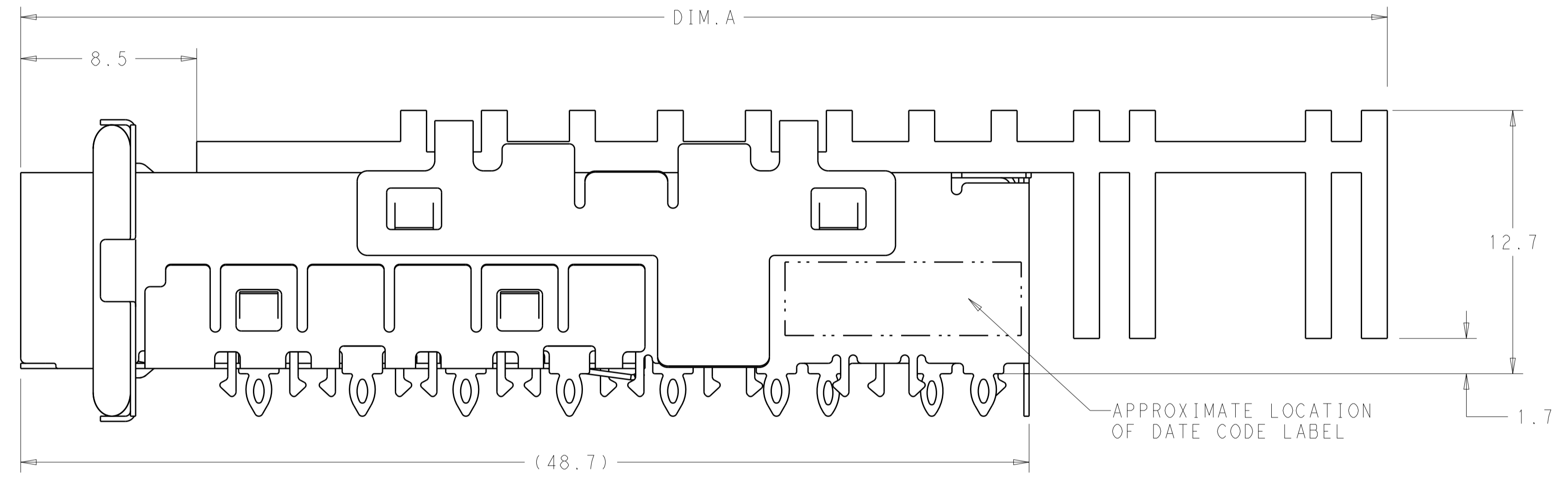
MATERIAL:
 CAGE ASSEMBLY: 0.25mm THICK NICKEL SILVER ALLOY
 GASKET RETENTION PLATE: STAINLESS STEEL
 EMI GASKET: PLATED FILLED SILICONE
 HEATSINK: ALUMINUM
 HEATSINK CLIP: STAINLESS STEEL

FINISH:
 HEATSINK: HARD ANODIC COATING FOR 2170106-1 THRU -2
 HEATSINK; ELECTROLESS NICKEL FOR 2170106-3 THRU -4
 HEATSINK CLIP: PASSIVATE

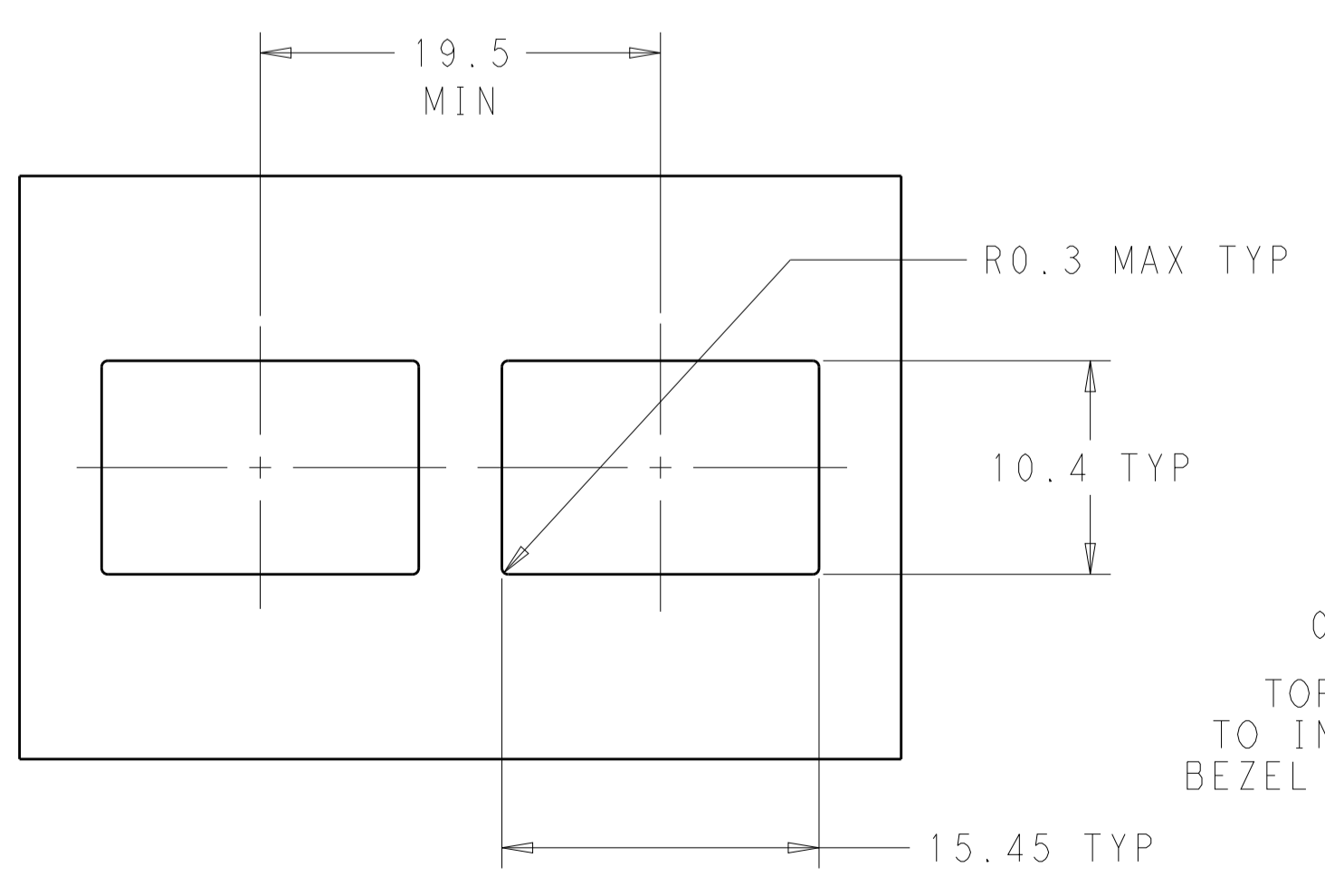
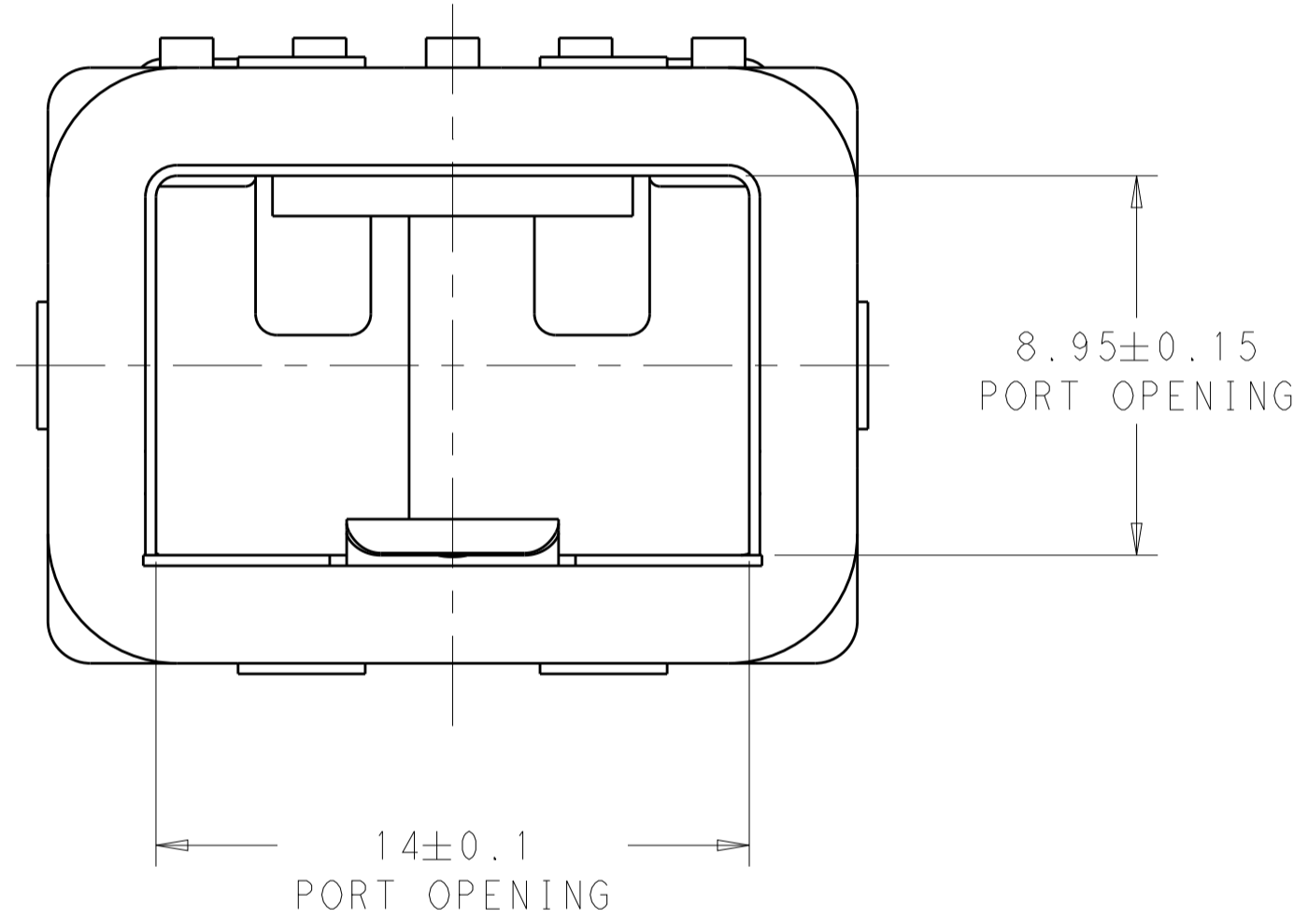
- 3. MATES WITH SFP MSA COMPLIANT TRANSCEIVERS.
- 4. PADS AND VIAS CHASSIS GROUND.
- 5. DATUM AND BASIC DIMENSION ESTABLISHED BY CUSTOMER.
- 6. MINIMUM PCB BOARD THICKNESS: SINGLE SIDED = 1.45
- 7. REFERENCE APPLICATION SPEC. 114-13120, HOLE A, FOR RECOMMENDED DRILL HOLE DIAMETER AND PLATING THICKNESS.
- 8. REFERENCE APPLICATION SPEC. 114-13120, HOLE B, FOR RECOMMENDED DRILL HOLE DIAMETER AND PLATING THICKNESS.
- 9. DIMENSIONS APPLIES PRIOR TO INSERTION OF SFP MODULE.
- 10. HEATSINK CLIP AND HEATSINK SHIPPED UNASSEMBLED TO CAGE ASSEMBLY, CAGE ASSEMBLY TO BE PRESSED INTO THE PCB PRIOR TO ATTACHING THE HEATSINK CLIP AND HEATSINK TO THE CAGE ASSEMBLY.
- 11. PRILIMIARY PART, NO RELEASED TO MASS PRODUCTION



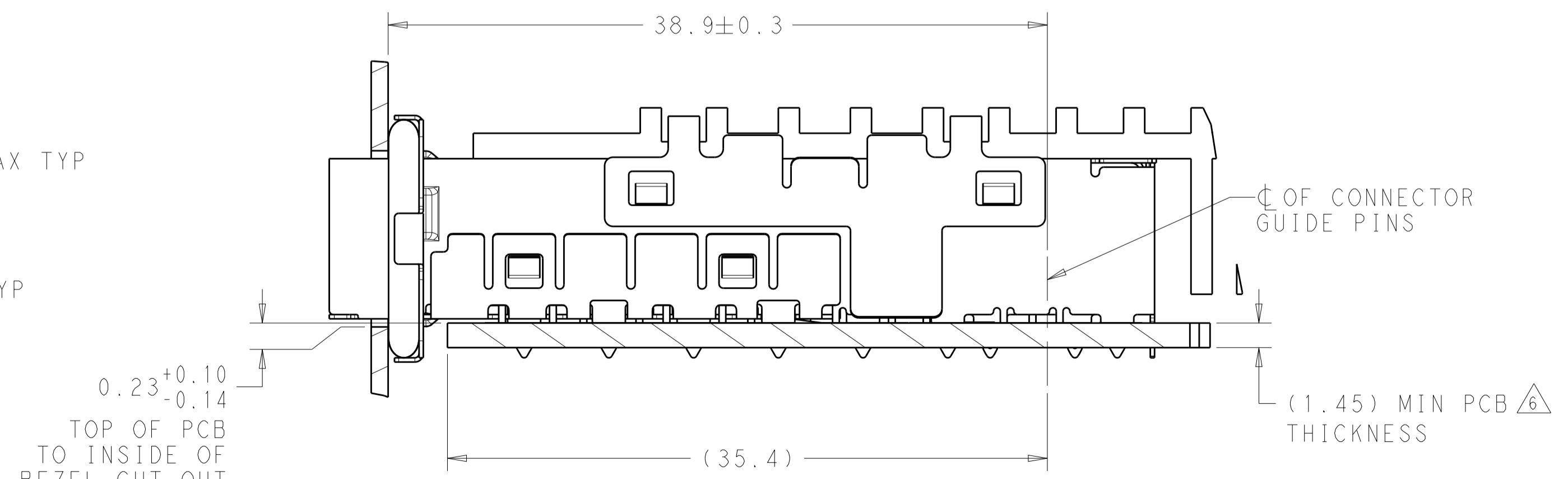
2170106-2 OR 2170106-4
RIGHT SIDE VIEW



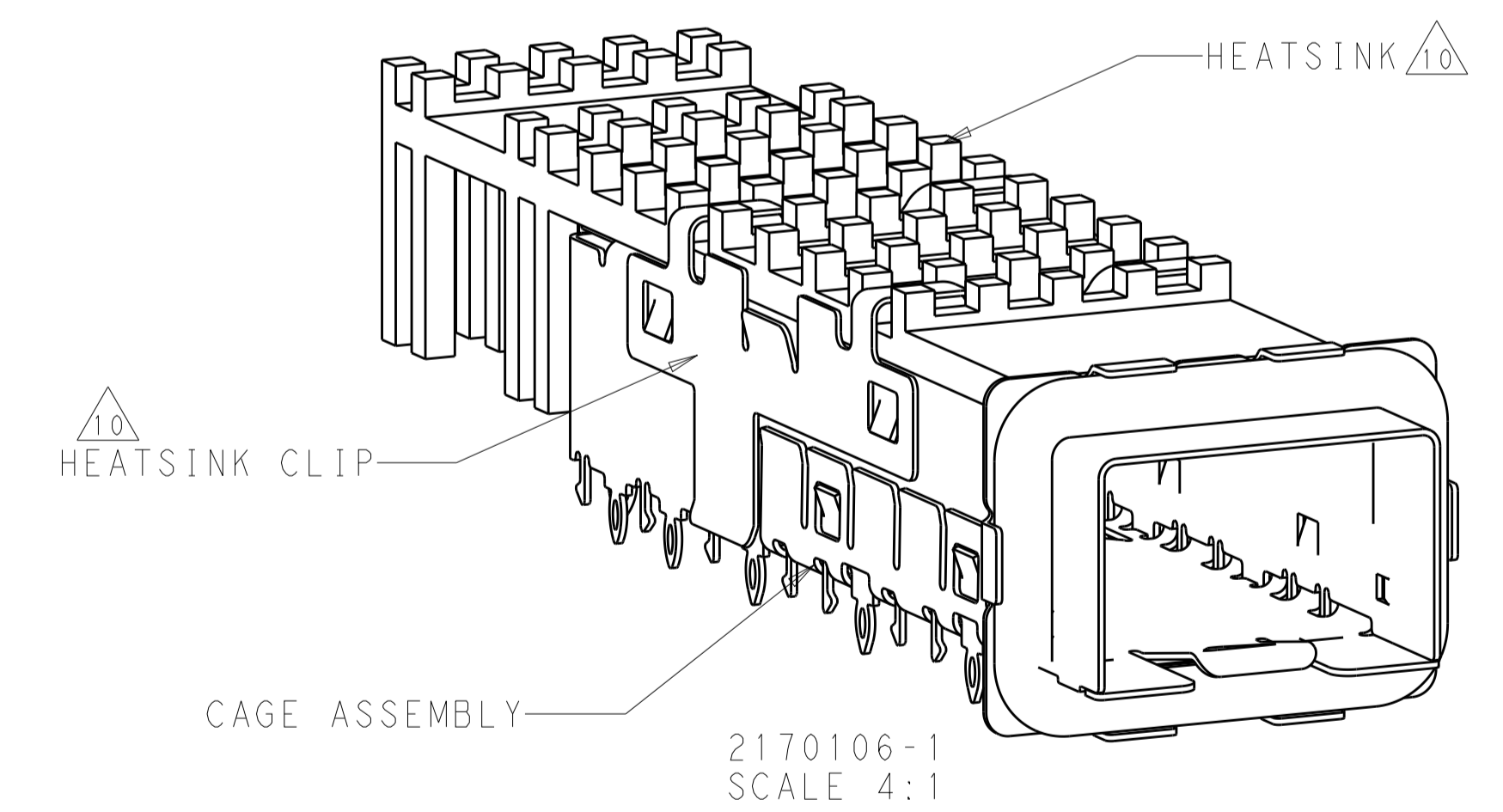
2170106-1 OR 2170106-3
RIGHT SIDE VIEW



RECOMMENDED BEZEL CUT-OUT
SCALE 3:1



2170106-1
MOUNTED ON PCB
SHOWN THRU RECOMMENDED BEZEL
SCALE 4:1



DESCRIPTION	DIM. A	PART NUMBER
CAGE WITH LONG HEAT SINK	76.8	2170106-4
CAGE WITH SHORT HEATSINK	66	2170106-3
CAGE WITH ANODIZED LONG HEAT SINK	76.8	2170106-2
CAGE WITH ANODIZED SHORT HEATSINK	66	2170106-1

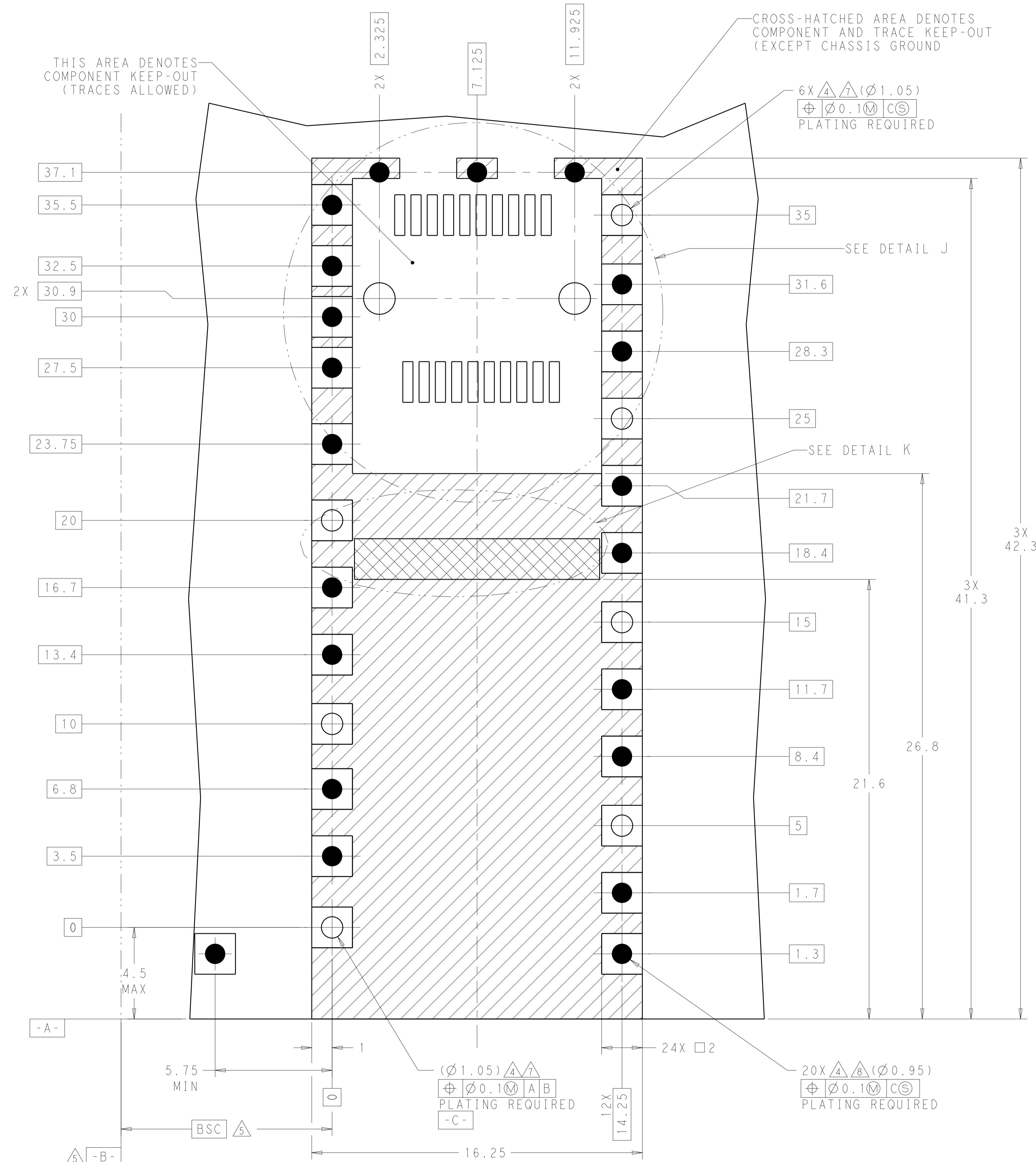
THIS DRAWING IS A CONTROLLED DOCUMENT.

DIMENSIONS:	TOLERANCES UNLESS OTHERWISE SPECIFIED:	DWN: TIM XUE 02JUN2011	CHK: C. WANG 02JUN2011	APVD: C. WANG 02JUN2011	NAME: SFP+ ENHANCED CAGE ASSEMBLY PRESS FIT, EMI GASKET, W/ HEAT SINK
mm	0 PLC ±0.10 1 PLC ±0.10 2 PLC ±0.10 3 PLC ±0.05 4 PLC ±0.05 ANGLES ±0.05	PRODUCT SPEC	APPLICATION SPEC	114-13120	SIZE: CAGE CODE DRAWING NO
MATERIAL	FINISH	WEIGHT	114-13120	RESTRICTED TO	A100779C=2170106
		CUSTOMER DRAWING	SCALE: 6:1	SHEET 1 OF 2	REV A

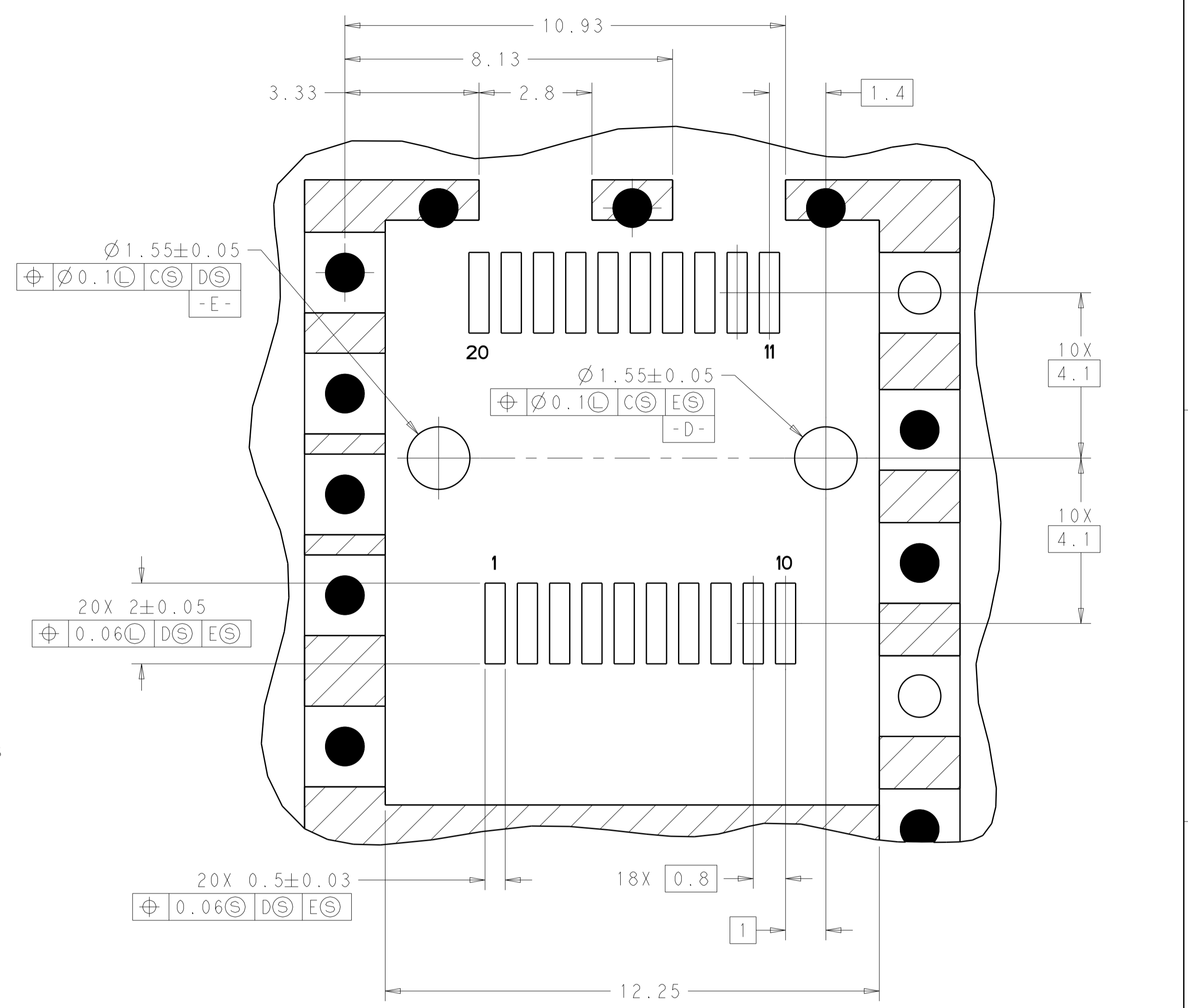
STE TE Connectivity

LOC	DIST	REV	DATE	BY	APPD
GP	00				

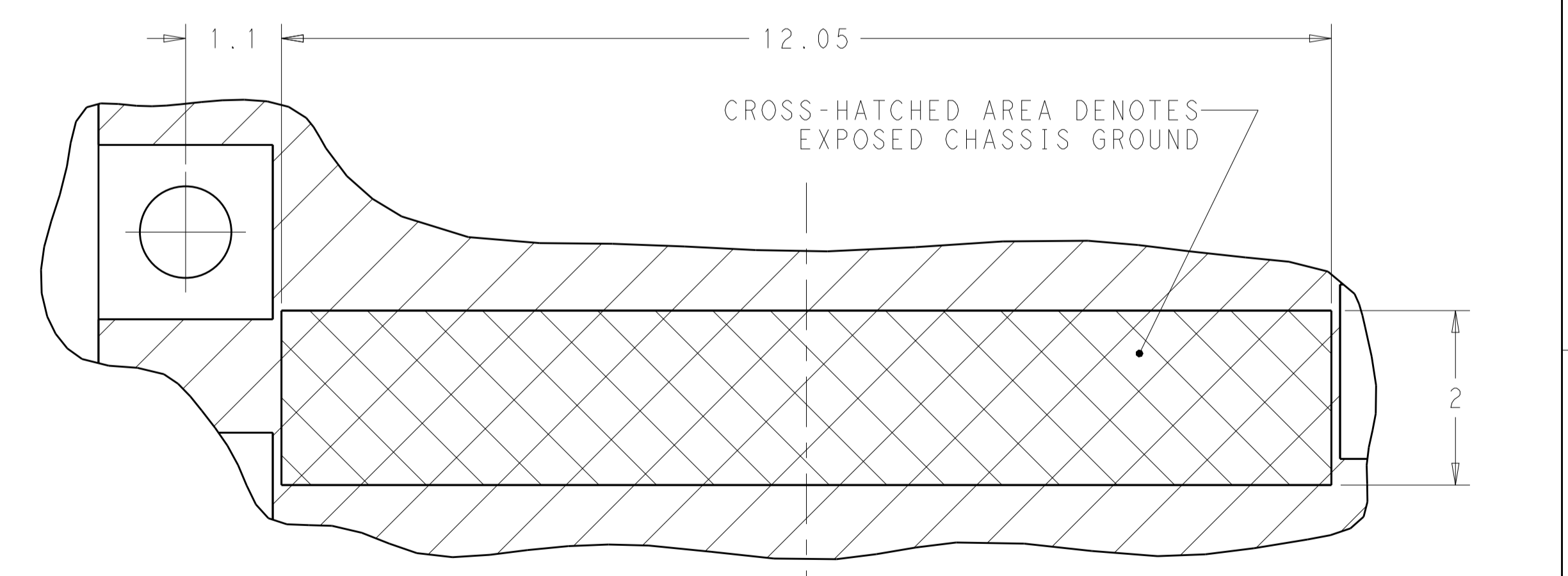
REVISIONS			
NO.	DESCRIPTION	DATE	BY
-	SEE SHEET 1	-	-



RECOMMENDED PCB CONFIGURATION WITH KEEP-OUT AREAS SINGLE SIDED APPLICATIONS \triangle SCALE 9:1



DETAIL J RECOMMENDED PT CONNECTOR LAYOUT SCALE 12:1



DETAIL K SCALE 18:1

THIS DRAWING IS A CONTROLLED DOCUMENT.		OWN: TIM XUE 02JUN2011	TE Connectivity
DIMENSIONS: mm		CHK: C. WANG 02JUN2011	
TOLERANCES UNLESS OTHERWISE SPECIFIED:		APVD: C. WANG 02JUN2011	NAME: SFP+ ENHANCED CAGE ASSEMBLY PRESS FIT, EMI GASKET, W/ HEAT SINK
0 PLC ± 0.10	1 PLC ± 0.10	PRODUCT SPEC	SIZE: CAGE CODE DRAWING NO. RESTRICTED TO
2 PLC ± 0.10	3 PLC ± 0.10	APPLICATION SPEC	A100779C=2170106
4 PLC ± 0.05	ANGLES ± 0.05	114-13120	SCALE: 6:1 SHEET 2 OF 2 REV A
MATERIAL:	FINISH:	WEIGHT:	CUSTOMER DRAWING