



Output coupler with plug-in Relay, 1 change-over contact screw terminal 24 V DC Enclosure width 6.2 mm Thermal current 6A

product brand name	SIRIUS
product category	SIRIUS 3RQ3 coupling relays in slim design
product designation	Coupling relays with plug-in relay
design of the product	Output coupling link
product type designation	3RQ3
General technical data	
display version LED	Yes
product component	Yes
• relay output	Yes
• semi-conductor output	No
consumed active power	0.3 W
insulation voltage for overvoltage category III according to IEC 60664 with degree of pollution 3 rated value	300 V
surge voltage resistance rated value	4 kV
maximum permissible voltage for safe isolation	
• between control and auxiliary circuit	300 V
percental drop-out voltage related to the input voltage	10 %
protection class IP	IP20
shock resistance	
• acc. to IEC 60068-2-27	sinusoidal half-wave 15g / 11 ms
vibration resistance	
• acc. to IEC 60068-2-6	6 ... 150 Hz: 2 g
operating frequency maximum	72 000 1/h
switching behavior	monostable
mechanical service life (switching cycles) typical	10 000 000
thermal current	6 A
reference code acc. to IEC 81346-2	K
Control circuit/ Control	
control supply voltage at DC	
• rated value	24 V
operating range factor control supply voltage rated value at DC	
• initial value	0.8
• full-scale value	1.25
switch ON delay time	
• at DC maximum	12 ms
OFF delay time	13 ms
design of the relay operating mechanism	poled

product component plug-in socket	Yes
Short-circuit protection	
design of the fuse link for short-circuit protection of the auxiliary switch required	fuse gG: 4 A
Auxiliary circuit	
type of switching contact	Changeover contact
material of switching contacts	AgSnO ₂
number of CO contacts for auxiliary contacts	1
operational current of auxiliary contacts at AC-15	
• at 24 V	3 A
• at 250 V	3 A
operational current of auxiliary contacts at DC-13	
• at 24 V	1 A
• at 125 V	0.2 A
• at 250 V	0.1 A
contact reliability of auxiliary contacts	one incorrect switching operation of 100 million switching operations (17 V, 5 mA)
Main circuit	
type of voltage	DC
Inputs/ Outputs	
property of the output short-circuit proof	No
Outputs	
ampacity of the output relay at AC-15 at 250 V at 50/60 Hz	3 A
ampacity of the output relay at DC-13	
• at 24 V	1 A
• at 125 V	0.2 A
• at 250 V	0.1 A
Electromagnetic compatibility	
EMC emitted interference acc. to IEC 60947-1	ambience A (industrial sector)
EMC immunity acc. to IEC 60947-1	corresponds to degree of severity 3
conducted interference	
• due to burst acc. to IEC 61000-4-4	2 kV
• due to conductor-earth surge acc. to IEC 61000-4-5	2 kV
• due to conductor-conductor surge acc. to IEC 61000-4-5	1 kV
field-based interference acc. to IEC 61000-4-3	10 V/m
electrostatic discharge acc. to IEC 61000-4-2	6 kV contact discharge / 8 kV air discharge
Display	
display version as status display by LED	LED green
Connections/ Terminals	
product function removable terminal	No
type of electrical connection for auxiliary and control circuit	screw-type terminals
wire length	
• at DC maximum	1 000 m
type of connectable conductor cross-sections	
• solid	1x (0.25 ... 2.5 mm ²)
• finely stranded with core end processing	1x (0.25 ... 1.5 mm ²)
• at AWG cables solid	1 x (20 ... 14)
• connectable conductor cross-section solid	0.25 ... 2.5 mm ²
• connectable conductor cross-section finely stranded with core end processing	0.25 ... 1.5 mm ²
• AWG number as coded connectable conductor cross section solid	20 ... 14
• tightening torque with screw-type terminals	0.5 ... 0.6 N·m
Installation/ mounting/ dimensions	
mounting position	any
fastening method	snap-on mounting
height	93 mm

width	6.2 mm
depth	76 mm
required spacing	
<ul style="list-style-type: none"> • with side-by-side mounting <ul style="list-style-type: none"> — forwards 0 mm — backwards 0 mm — upwards 0 mm — downwards 0 mm — at the side 0 mm • for grounded parts <ul style="list-style-type: none"> — forwards 0 mm — backwards 0 mm — upwards 0 mm — at the side 0 mm — downwards 0 mm • for live parts <ul style="list-style-type: none"> — forwards 0 mm — backwards 0 mm — upwards 0 mm — downwards 0 mm — at the side 0 mm 	

Ambient conditions	
installation altitude at height above sea level maximum	2 000 m
<ul style="list-style-type: none"> • ambient temperature during operation -25 ... +60 °C • ambient temperature during storage -40 ... +85 °C • ambient temperature during transport -40 ... +85 °C 	
relative humidity during operation	10 ... 95 %

Certificates/ approvals

General Product Approval	EMC
---------------------------------	------------



Declaration of Conformity	Marine / Shipping	other
----------------------------------	--------------------------	--------------



[Miscellaneous](#)



[Confirmation](#)

Further information

Information- and Downloadcenter (Catalogs, Brochures,...)

<https://www.siemens.com/ic10>

Industry Mall (Online ordering system)

<https://mall.industry.siemens.com/mall/en/en/Catalog/product?mlfb=3RQ3118-1AM00>

Cax online generator

<http://support.automation.siemens.com/WW/CAXorder/default.aspx?lang=en&mlfb=3RQ3118-1AM00>

Service&Support (Manuals, Certificates, Characteristics, FAQs,...)

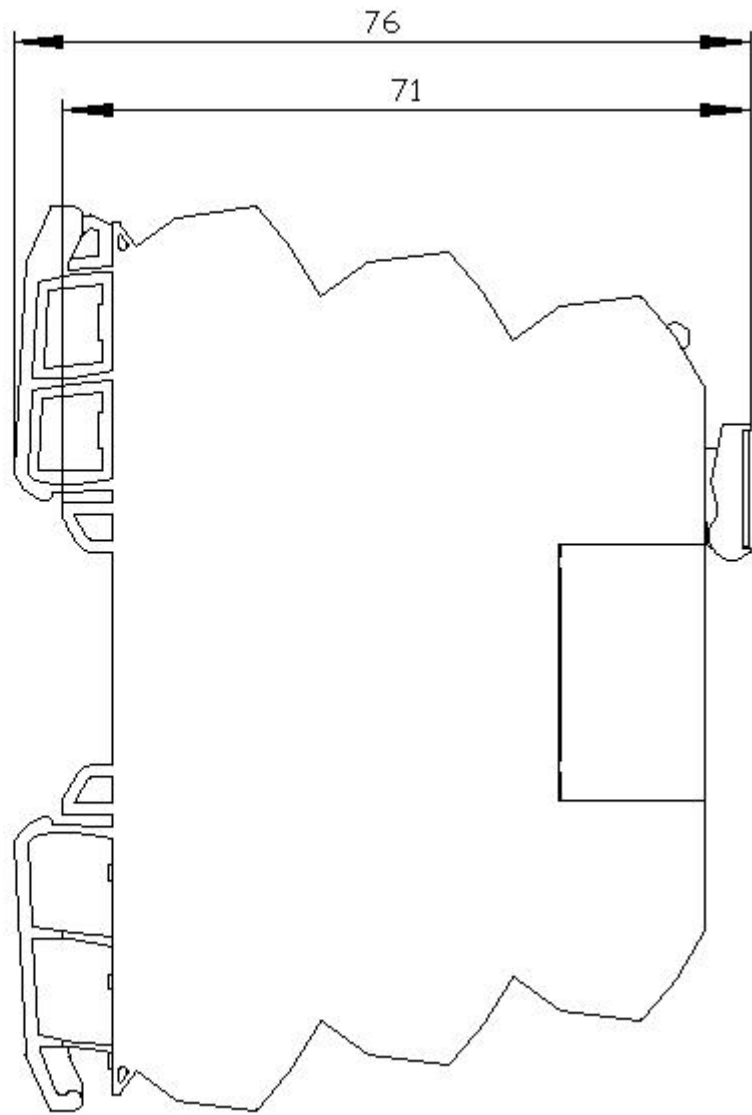
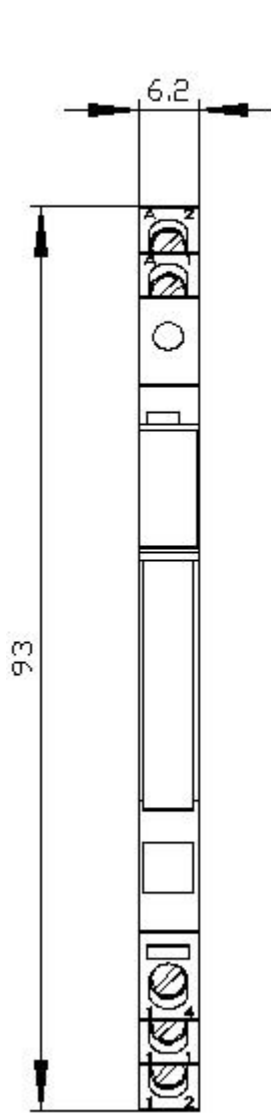
<https://support.industry.siemens.com/cs/ww/en/ps/3RQ3118-1AM00>

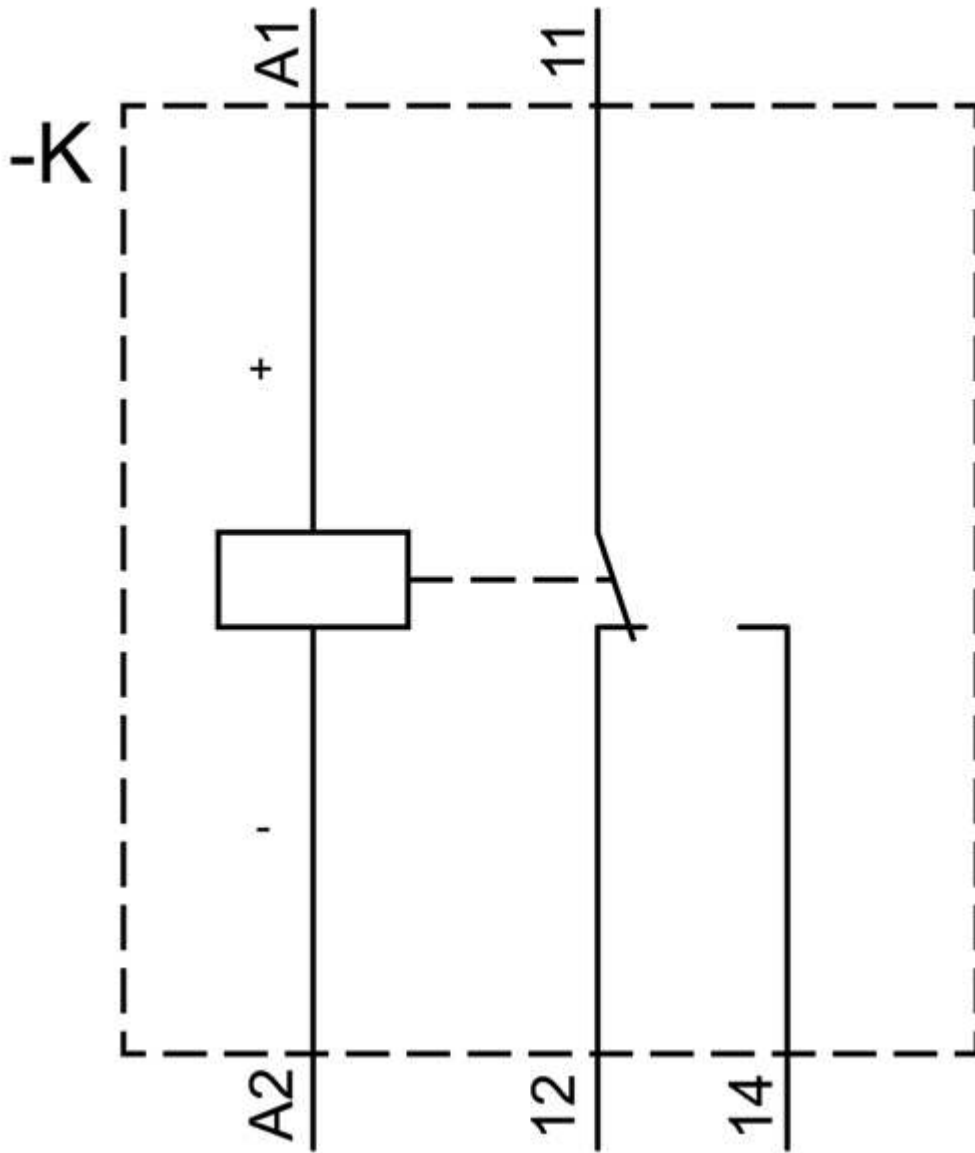
Image database (product images, 2D dimension drawings, 3D models, device circuit diagrams, EPLAN macros, ...)

http://www.automation.siemens.com/bilddb/cax_de.aspx?mlfb=3RQ3118-1AM00&lang=en

Characteristic: Derating

<https://support.industry.siemens.com/cs/ww/en/ps/3RQ3118-1AM00/manual>





last modified:

10/24/2020 