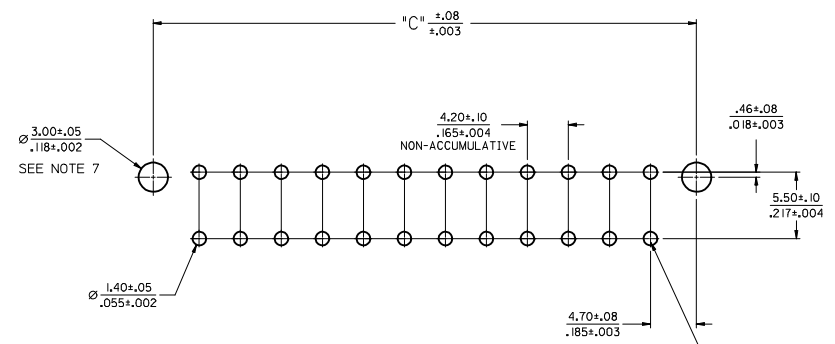
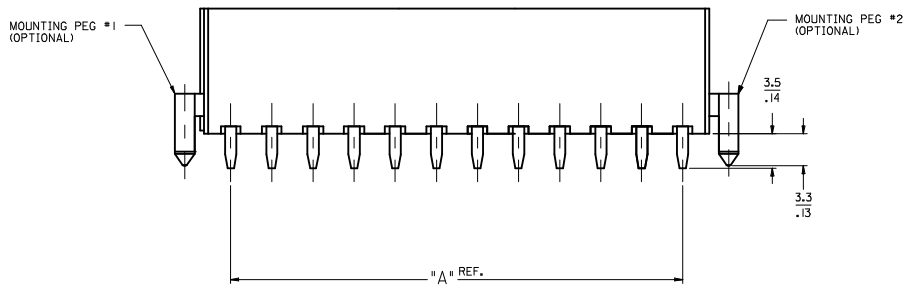
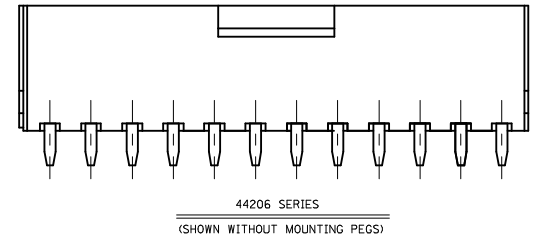


MATERIAL NUMBER	CKT SIZE	DRAIN HOLES	MOUNTING OPTION	FINISH	HOUSING MATERIAL
44206-0001	24 CKT.	WITH	BOTH PEGS	A	A
44206-0002	24 CKT.	WITH	NO PEGS	A	A
44206-0005	8 CKT.	WITH	PEG 2 ONLY	A	A
44206-0006	8 CKT.	WITH	NO PEGS	A	A
44206-0007	24 CKT.	WITH	PEG 2 ONLY	A	A



- NOTES:
- HOUSING MATERIAL:  
 A - NYLON 6/6, U.L. 94V-2, COLOR: NATURAL.  
 B - NYLON 6/6, U.L. 94V-0, COLOR: NATURAL.  
 TERMINAL MATERIAL: BRASS ALLOY
  - FINISH  
 A - .000035/(.00090) MIN. REFLOWED MATTE TIN OVER .000020/(.00050) MIN. COPPER (PREPLATE) (FINISH IS BRIGHT IN APPEARANCE, THICKNESS AS APPLIED PRIOR TO REFLOW)  
 B - .000030/(.00076) MIN. SELECT GOLD AND .000100/(.00254) MIN. SELECT MATTE TIN, OVER .000050/(.00127) MIN. NICKEL OVERALL.  
 C - .000015/(.00038) MIN. SELECT GOLD AND .000100/(.00254) MIN. SELECT MATTE TIN, OVER .000050/(.00127) MIN. NICKEL OVERALL.
  - PRODUCT SPECIFICATION: PS-5556-001.
  - PACKAGING SPECIFICATION: PK-44206-001.
  - PART MATES WITH MINI-FIT JR. RECEPTACLE #5557.
  - MOUNTING OPTIONS: SEE CHART
  - LOCATION OF 3.00/(.118) DIA. HOLES ON P.C. BOARD IS FOR OPTIONAL PEGS.
  - CONNECTOR ASSEMBLIES ARE NOT TO BE MATED OR UNMATED WHILE CIRCUITS ARE LIVE.
  - PART CONFORMS TO CLASS "B" REQUIREMENTS OF COSMETIC SPECIFICATION PS-45499-002.
  - PARTS ARE NOT DESIGNED FOR CURRENT SHARING.
  - TEXT ON PART IS FOR REFERENCE ONLY. TEXT AND TEXT LOCATION MAY VARY DEPENDING ON PART NUMBER AND/OR TOOL.

RECOMMENDED HOLE LAYOUT FOR .070/(.178) MAX. THICK P.C. BOARD (SEE NOTE 6)



CIRCUIT SIZE	DIM. "A"	DIM. "B"	DIM. "C"
8	.50 (12.6)	.71 (18.0)	.866 (22.00)
10	.66 (16.8)	.87 (22.2)	1.031 (26.20)
12	.83 (21.0)	1.04 (26.4)	1.197 (30.40)
14	.99 (25.2)	1.20 (30.6)	1.362 (34.60)
16	1.16 (29.4)	1.37 (34.8)	1.528 (38.80)
18	1.32 (33.6)	1.54 (39.0)	1.693 (43.00)
20	1.49 (37.8)	1.70 (43.2)	1.858 (47.20)
22	1.65 (42.0)	1.87 (47.4)	2.024 (51.40)
24	1.82 (46.2)	2.03 (51.6)	2.189 (55.60)

UPDATE NOTE 2 IEC NO. UICP2017-0446 DRAWN BY: CHYD:BELL CHKD:JRELL APPR:FSMTH 2016/08/26 2016/08/26 2016/09/21	QUALITY SYMBOLS ∇=0 ∇=0 ∇=0	GENERAL TOLERANCES (UNLESS SPECIFIED) mm INCH 4 PLACES ±.005 ±.005 3 PLACES ±.01 ±.01 2 PLACES ±0.13 ±.01 1 PLACE ±0.25 ±.01 0 PLACE ±.00 ±.00	DIMENSION STYLE MM/IN SCALE 4:1 DESIGN UNITS METRIC	DRAWN BY: L. MOSLEY DATE: 07/03/198 CHECKED BY: BANDURA DATE: 07/03/198 APPROVED BY: F. SMITH DATE: 2016/09/21	TITLE MINI-FIT JR. VERTICAL HEADER ASSEMBLY W/WO PEGS, WITH DRAIN HOLES <b>molex</b>
		ANGULAR ±1/2° DRAFT WHERE APPLICABLE MUST REMAIN WITHIN DIMENSIONS	MATERIAL NO. SEE CHART SIZE D	DOCUMENT NO. SDA-44206-001	SHEET NO. 1 OF 1