



## Main

|                                |  |
|--------------------------------|--|
| Range of Product               | Modicon ABE7   |
| Product or Component Type      | Passive discrete I/O sub-base  |
| Sub-base type                  | Miniature sub-base   |
| [Us] rated supply voltage      | 19...30 V IEC 61131-2  |
| Number of Channels             | 16   |
| Number of terminal per channel | 3  |
| Connections - terminals        | Screw type terminals, 1 x 0.09...1 x 1.5 mm <sup>2</sup> , 0.00...0.00 in <sup>2</sup> (0.09...1.5 mm <sup>2</sup> ) AWG 28...AWG 16) flexible with cable end<br>Screw type terminals, 1 x 0.14...1 x 2.5 mm <sup>2</sup> , 0.00...0.00 in <sup>2</sup> (0.14...2.5 mm <sup>2</sup> ) AWG 26...AWG 12) solid<br>Screw type terminals, 1 x 0.14...1 x 2.5 mm <sup>2</sup> , 0.00...0.00 in <sup>2</sup> (0.14...2.5 mm <sup>2</sup> ) AWG 26...AWG 14) flexible without cable end<br>Screw type terminals, 2 x 0.09...2 x 0.75 mm <sup>2</sup> , 0.00...0.00 in <sup>2</sup> (0.09...0.75 mm <sup>2</sup> ) AWG 28...AWG 20) flexible with cable end<br>Screw type terminals, 2 x 0.2...2 x 2.5 mm <sup>2</sup> , 0.00...0.00 in <sup>2</sup> (0.2...2.5 mm <sup>2</sup> ) AWG 24...AWG 14) solid |

## Complementary

|                                   |  |
|-----------------------------------|--|
| Supply voltage type               | DC   |
| Number of horizontal rows         | 3  |
| Status LED                        | Channel status 1 LED per channel Green)<br>Power ON 1 LED Green)               |
| Polarity distribution             | 0 V or 24 V  |
| Short-circuit protection          | 2 A internal fuse, 5 x 20 mm, fast blow PLC end)                               |
| Fixing mode                       | By clips 35 mm symmetrical DIN rail)<br>By screws solid plate with fixing kit) |
| Maximum supply current            | 1.8 A  |
| Current per channel               | 0.5 A  |
| Maximum current per output common | 1.8 A  |
| Voltage drop on power supply fuse | 0.3 V  |
| [Ui] rated insulation voltage     | 2000 V   |
| Installation category             | II IEC 60664-1   |
| Tightening torque                 | 5.31 lbf.in (0.6 N.m) flat Ø 3.5 mm  |
| Net Weight                        | 0.57 lb(US) (0.26 kg)  |

## Environment

|                                 |   |
|---------------------------------|---|
| Product Certifications          | BV<br>DNV<br>UL<br>LROS (Lloyds register of shipping)<br>GL<br>CSA<br>EAC |
| IP degree of protection         | IP2x conforming to IEC 60529  |
| Resistance to incandescent wire | 1382 °F (750 °C) 30 s IEC 60695-2-11                                      |
| Shock resistance                | 15 gn 11 ms IEC 60068-2-27  |
| Vibration resistance            | 2 gn 10...150 Hz)IEC 60068-2-6  |

|                                       |  |
|---------------------------------------|--|
| Resistance to electrostatic discharge | 4 KV contact) level 3 IEC 61000-4-2<br>8 kV air) level 3 IEC 61000-4-2 |
| Resistance to radiated fields         | 9.14 V/m (10 V/m) 26000000...1000000000 Hz)IEC 61000-4-3 level 3       |
| Resistance to fast transients         | 2 kV level 3 IEC 61000-4-4   |
| Ambient air temperature for operation | 23...140 °F (-5...60 °C) IEC 61131-2                                   |
| Ambient air temperature for storage   | -40...176 °F (-40...80 °C) IEC 61131-2                                 |
| Pollution degree                      | 2 IEC 60664-1  |

## Ordering and shipping details

|                       |                                   |
|-----------------------|-----------------------------------|
| Category              | 22375 - INTERFACE MODULE(ABA,R,S) |
| Discount Schedule     | CP2                               |
| GTIN                  | 3389110251159                     |
| Nbr. of units in pkg. | 1                                 |
| Package weight(Lbs)   | 8.47 oz (240 g)                   |
| Returnability         | No                                |
| Country of origin     | LV                                |

## Packing Units

|                              |                         |
|------------------------------|-------------------------|
| Unit Type of Package 1       | PCE                     |
| Package 1 Height             | 2.76 in (7 cm)          |
| Package 1 width              | 3.23 in (8.2 cm)        |
| Package 1 Length             | 5.35 in (13.6 cm)       |
| Unit Type of Package 2       | S03                     |
| Number of Units in Package 2 | 32                      |
| Package 2 Weight             | 18.22 lb(US) (8.265 kg) |
| Package 2 Height             | 11.81 in (30 cm)        |
| Package 2 width              | 11.81 in (30 cm)        |
| Package 2 Length             | 15.75 in (40 cm)        |

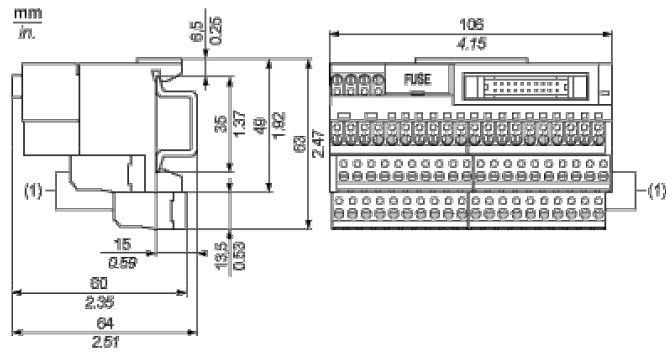
## Offer Sustainability

|                            |   |
|----------------------------|---|
| Sustainable offer status   | Green Premium product   |
| California proposition 65  | WARNING: This product can expose you to chemicals including: Lead and lead compounds, which is known to the State of California to cause cancer and birth defects or other reproductive harm. For more information go to <a href="http://www.P65Warnings.ca.gov">www.P65Warnings.ca.gov</a> |
| REACH Regulation           | <a href="#">REACH Declaration</a>   |
| REACH free of SVHC         | Yes   |
| EU RoHS Directive          | Pro-active compliance (Product out of EU RoHS legal scope) <a href="#">EU RoHS Declaration</a>  |
| Mercury free               | Yes   |
| RoHS exemption information | <a href="#">Yes</a>   |
| China RoHS Regulation      | <a href="#">China RoHS Declaration</a>  |
| Environmental Disclosure   | <a href="#">Product Environmental Profile</a>   |
| Circularity Profile        | <a href="#">End Of Life Information</a>   |
| WEEE                       | The product must be disposed on European Union markets following specific waste collection and never end up in rubbish bins.  |

## Contractual warranty

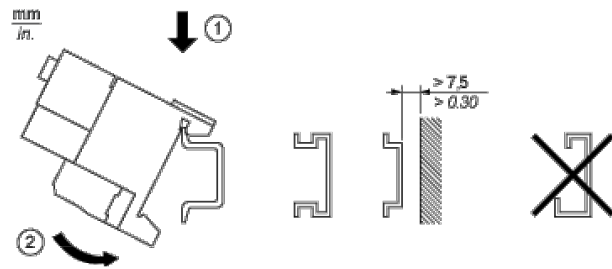
|          |           |
|----------|-----------|
| Warranty | 18 months |
|----------|-----------|

## Dimensions

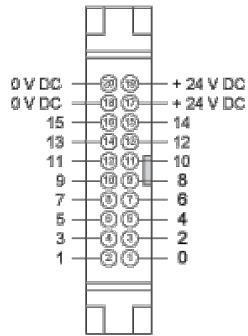


(1) ABE7BV10 / BV20

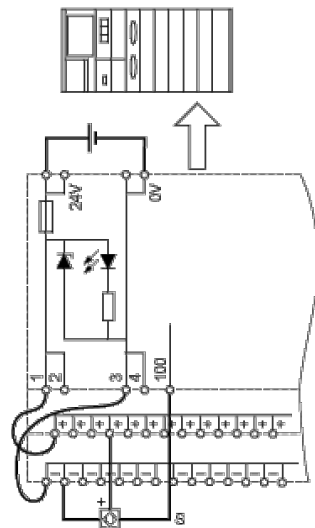
Mounting



## HE10 16 Channels

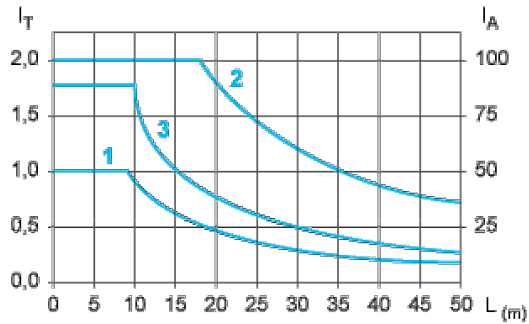


## Wiring Diagram



Curves for Determining Cable Type and Length According to the Current

16-channel Sub-base



L Cable length

I<sub>T</sub> Total current per sub base (A)

I<sub>A</sub> Average current per channel (mA)

(1) TSXCDP••2 and ABFH20H••0 cables with c.s.a. 0.08 mm<sup>2</sup> (AWG 28).

(2) TSXCDP••3 cables with c.s.a. 0.34 mm<sup>2</sup> (AWG 22).

(3) Cables with c.s.a. 0.13 mm<sup>2</sup> (AWG 26).

The curves are given for a voltage drop of 1 V in the cable. For n volts tolerance, multiply the length determined from the graph by n.