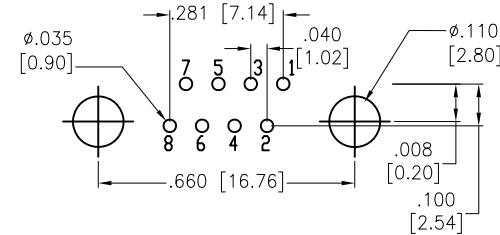
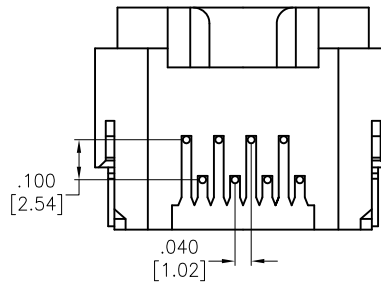
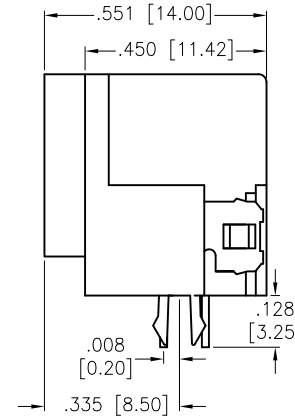
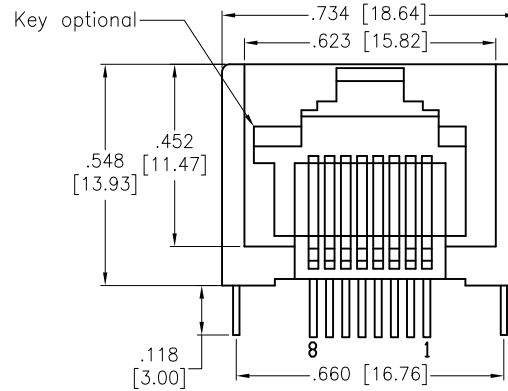


APPROVED: \_\_\_\_\_  
 DATE: \_\_\_\_\_ TITLE: \_\_\_\_\_

Rev	AWO #	Description	Date	Appr
-		Preliminary	11/1/99	ELD
A		Updated Dimensions	4/28/00	
B		UPDATED DRAWING	3/10/22	JJ/NL



RECOMMENDED PCB LAYOUT

**SPECIFICATIONS:**

Material:  
 Insulator: PBT, Glass reinforced, rated UL 94V-0  
 Insulator color: Green-Gray  
 Contacts: Phosphor bronze, Gold plated  
 Metal Pegs: Copper alloy, Tin plated  
 Contacts Plating:  
 Round contact  
 Gold over Nickel underplate overall  
 Flat contact  
 Gold over Nickel underplate on contact area  
 Tin over Nickel underplate on solder tails

Electrical:  
 Voltage Rating: 150 VAC max  
 Current rating: 1.5 Amps max  
 Contact Resistance: 20 mohms max.  
 Insulation resistance: 500 Mohms min @500 VDC  
 Dielectric withstanding voltage: 1000 Vrms for 1 minute  
 Temperature Rating:  
 Operating temperature: -40°C to +85°C

Environmental:  
 Lead free, RoHS compliant



UNLESS OTHERWISE SPECIFIED ALL DIMENSIONS ARE INCHES [MM]. TOLERANCES: EXCEPT AS NOTED

INCHES		HOLES	
.x	± .10	$\phi$ .x	± .10
.xx	± .020	$\phi$ .xx	± .015
.xxx	± .015	$\phi$ .xxx	± .010



909 Rahway Avenue,  
 Union, NJ 07083  
 Phone: 908-687-5000  
 Fax: 908-687-5710

DRAWN	LFH	11/1/99
CHECKED	ELD	11/1/99
APPROVED		

TITLE  
 MODULAR TELEPHONE JACK, 8P8C RIGHT ANGLE

THIS DRAWING CONTAINS INFORMATION THAT IS PROPRIETARY AND SHOULD NOT BE USED WITHOUT PRIOR WRITTEN PERMISSION FROM ADAM TECH

SIZE	PART NO.	REV.
X	MTJ-88EX2	B

REF: S00065T SCALE: NTS SHEET 1 OF 1