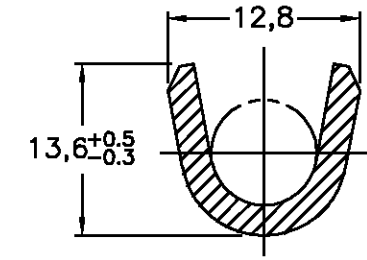
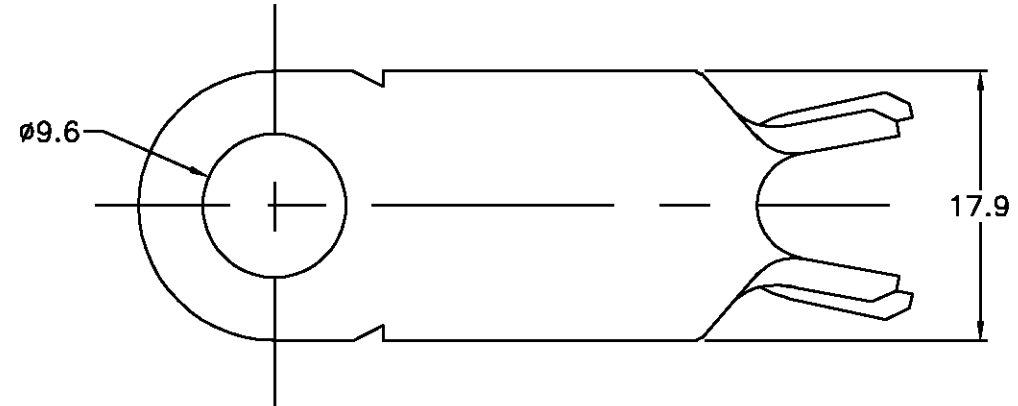


THIS DRAWING IS UNPUBLISHED. RELEASED FOR PUBLICATION
 © COPYRIGHT BY TYCO ELECTRONICS CORPORATION. ALL RIGHTS RESERVED.

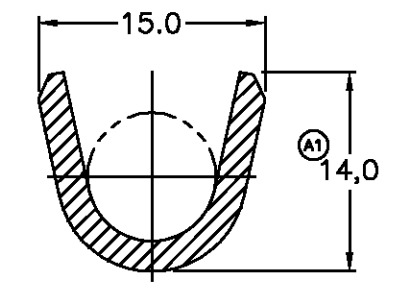
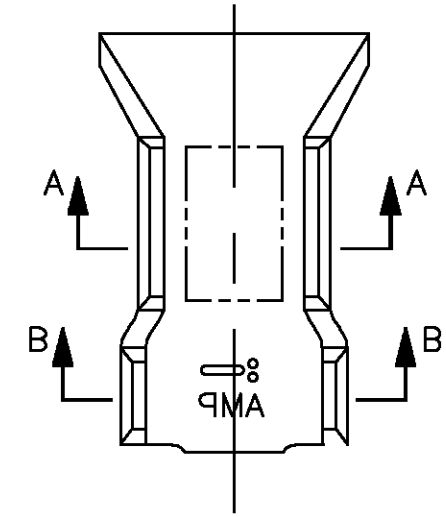
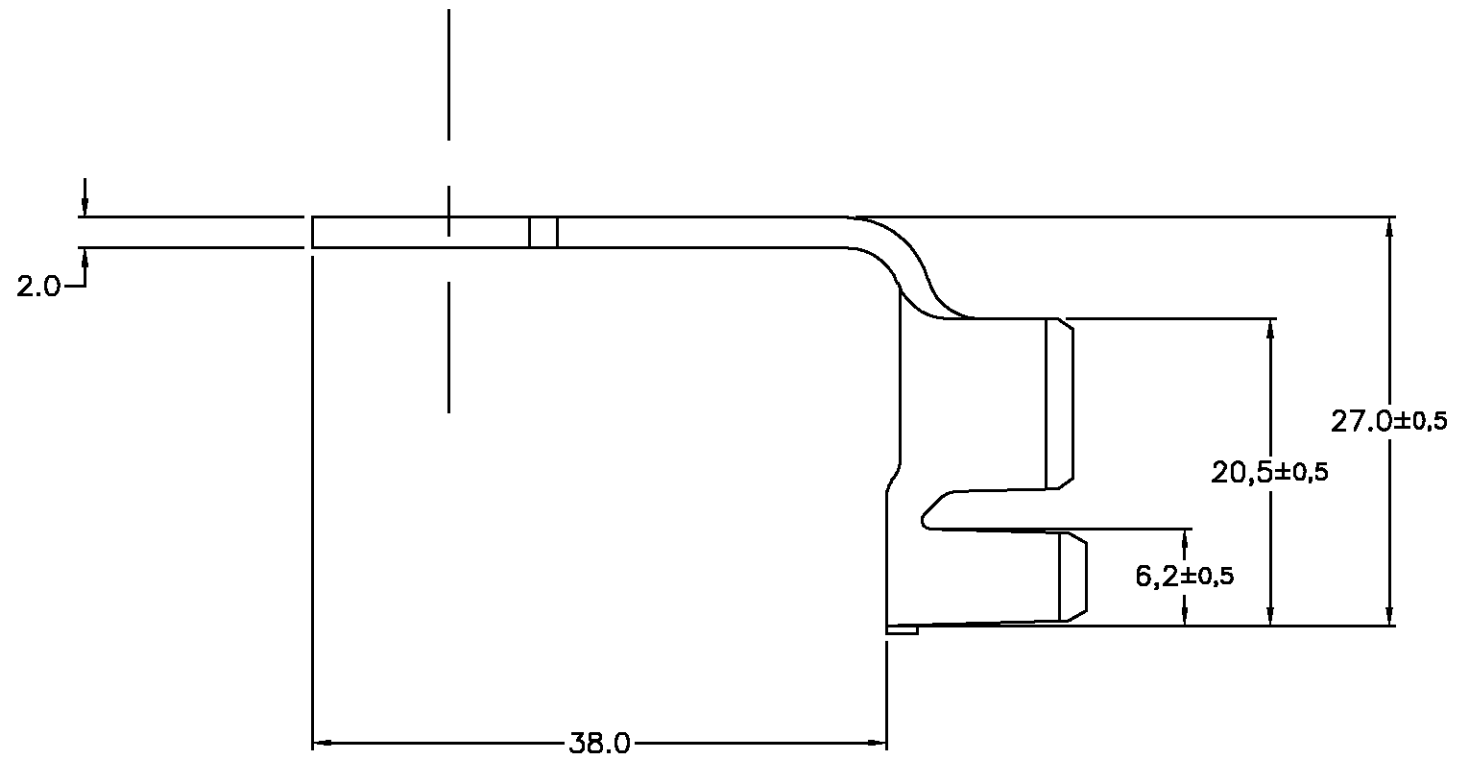
CAD
 AutoCAD
 DO NOT REVISE
 EXCEPT BY CAD

LOC AP
 DIST -

REVISIONS					
P	LTR	DESCRIPTION	DATE	DWN	APVD
	F2	REVISED BY ECO-07-025134	05NOV2007	RKTL	MBG



SECTION A-A



SECTION B-B

△ - VER DESENHO DE CLIENTE RESTRITO
 493176-2
 SEE RESTRICTED CUSTOMER DRAWING 493176-2

WIRE RANGE (mm ²)	16,0 - 20,0	INSUL. RANGE (mm)	8,8-9,0
THIS DRAWING IS A CONTROLLED DOCUMENT.			
DIMENSIONS:	mm	TOLERANCES UNLESS OTHERWISE SPECIFIED:	
		0 PLC	± -
		1 PLC	± 0.3
		2 PLC	± -
		3 PLC	± -
		4 PLC	± -
		ANGLES	± 1'
MATERIAL	SEE TABLE	FINISH	SEE TABLE

△		△		493176 - 2
△		△		493176 - 1
FINISH		MATERIAL		PART NUMBER
DWN	M.R.BRIZ	22JUN01	Tyco Electronics Corporation Sao Paulo, Brasil	
CHK	P.L.FARIA	22JUN01	NAME	
APVD	J.MARSON	22JUN01	TERMINAL, RING TONGUE	
PRODUCT SPEC		-		
APPLICATION SPEC		-		
SIZE	A3	CAGE CODE	00779	DRAWING NO
WEIGHT	-	C=493176		RESTRICTED TO
CUSTOMER DRAWING				SCALE - SHEET 1 OF 1 REV F2