

1473247-1 ✓ ACTIVE

AMP | MQS

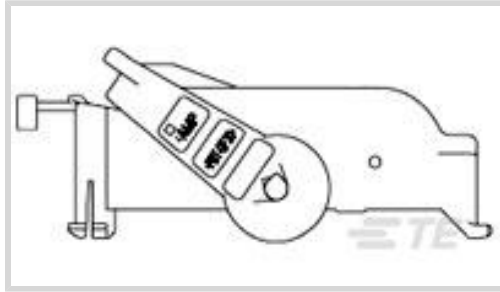
TE Internal #: 1473247-1

Automotive Connector Caps & Covers, Cover Assembly, Cable Exit Angle 180°, Black, PBT GF, -40 – 248 °F [-40 – 120 °C], MQS

[View on TE.com >](#)



Connectors > Automotive Connectors > Automotive Connector Accessories > Automotive Connector Caps & Covers



Protection & Strain Relief Accessory Type: **Cover Assembly**

Cable Exit Angle: **180°**

Strain Relief: **With**

Primary Product Color: **Black**

Primary Product Material: **PBT GF**

Features

Product Type Features

Protection & Strain Relief Accessory Type	Cover Assembly
Sealable	Yes

Body Features

Cable Exit Angle	180°
Primary Product Color	Black
Primary Product Material	PBT GF

Mechanical Attachment

Strain Relief	With
---------------	------

Usage Conditions

Operating Temperature (Max)	70 °C, 75 °C, 80 °C, 85 °C, 90 °C, 100 °C, 105 °C, 110 °C, 120 °C[158 °F][167 °F][176 °F][185 °F][194 °F][212 °F][221 °F][230 °F][248 °F]
Operating Temperature Range	-40 – 120 °C[-40 – 248 °F]

Packaging Features

Packaging Quantity	70
Packaging Method	Bag

Product Compliance

[For compliance documentation, visit the product page on TE.com>](#)



EU RoHS Directive 2011/65/EU	Compliant
EU ELV Directive 2000/53/EC	Compliant
China RoHS 2 Directive MIIT Order No 32, 2016	No Restricted Materials Above Threshold
EU REACH Regulation (EC) No. 1907/2006	Current ECHA Candidate List: JUNE 2023 (235) Candidate List Declared Against: JUNE 2023 (235) Does not contain REACH SVHC
Halogen Content	Low Halogen - Br, Cl, F, I < 900 ppm per homogenous material. Also BFR/CFR/PVC Free
Solder Process Capability	Not applicable for solder process capability

Product Compliance Disclaimer

This information is provided based on reasonable inquiry of our suppliers and represents our current actual knowledge based on the information they provided. This information is subject to change. The part numbers that TE has identified as EU RoHS compliant have a maximum concentration of 0.1% by weight in homogenous materials for lead, hexavalent chromium, mercury, PBB, PBDE, DBP, BBP, DEHP, DIBP, and 0.01% for cadmium, or qualify for an exemption to these limits as defined in the Annexes of Directive 2011/65/EU (RoHS2). Finished electrical and electronic equipment products will be CE marked as required by Directive 2011/65/EU. Components may not be CE marked. Additionally, the part numbers that TE has identified as EU ELV compliant have a maximum concentration of 0.1% by weight in homogenous materials for lead, hexavalent chromium, and mercury, and 0.01% for cadmium, or qualify for an exemption to these limits as defined in the Annexes of Directive 2000/53/EC (ELV). Regarding the REACH Regulation, the information TE provides on SVHC in articles for this part number is based on the latest European Chemicals Agency (ECHA) 'Guidance on requirements for substances in articles' posted at this URL: <https://echa.europa.eu/guidance-documents/guidance-on-reach>

Compatible Parts




Also in the Series | **MQS**




Automotive Connector Caps & Covers (138)



Automotive Connector EMC Shielding (3)



Automotive Connector Locks & Position Assurance(30)



Automotive Housings(506)



Automotive Terminals(104)




Connector Seals & Cavity Plugs(27)



Insertion & Extraction Tools(42)

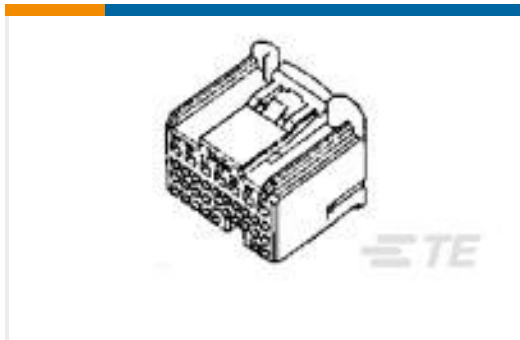


Other Automotive Connector Accessories(14)



PCB Headers & Receptacles(214)

Customers Also Bought



TE Part #1123339-1
025/040 ECU PLUG HSG ASSY 32P



TE Part #964273-2
JPT A REC 2.8 Contact SWS Sn



TE Part #5-968221-1
MQS, RECEPTACLE AND TAB



TE Part #DT06-3S-CE14
PLG, 3P, BLK, E, LATCH PROTECT CAP



TE Part #1473244-3
MQS/JPT 81POS PLUG ASSY



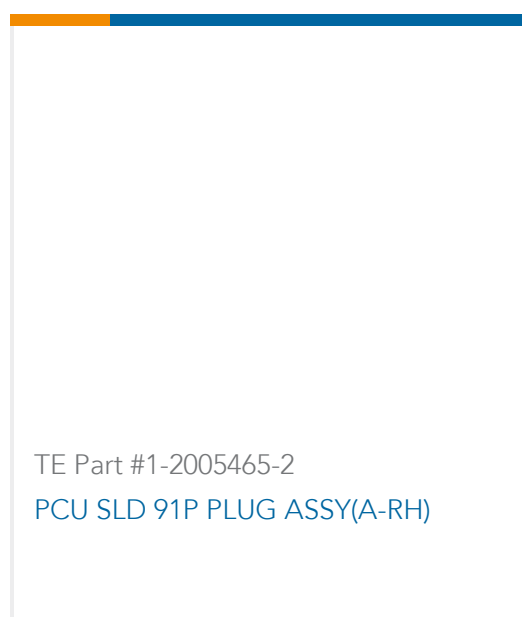
TE Part #2137755-1
Tilted cover for 94P ECU connector



TE Part #2137752-1
Lever for 154P ECU connector



TE Part #1534072-4
MULTIF.ASSY MK2 4POS, AR



Documents

Product Drawings

MQS 81P LEVER(R) ASSY

English

CAD Files

3D PDF

3D

Customer View Model

[ENG_CVM_CVM_1473247-1_A.2d_dxf.zip](#)

English

Customer View Model

[ENG_CVM_CVM_1473247-1_A.3d_igs.zip](#)

English

Customer View Model

[ENG_CVM_CVM_1473247-1_A.3d_stp.zip](#)

English

By downloading the CAD file I accept and agree to the [Terms and Conditions](#) of use.

Product Specifications

Application Specification

English

Application Specification

English

Instruction Sheets

Instruction Sheet (non U.S.)

English

Instruction Sheet (non U.S.)

Japanese

UNSEALED GET/MCP 81/40 SLIDER LEVER TYPE CONNECTOR

Japanese

Instruction Sheet (non U.S.)

Japanese