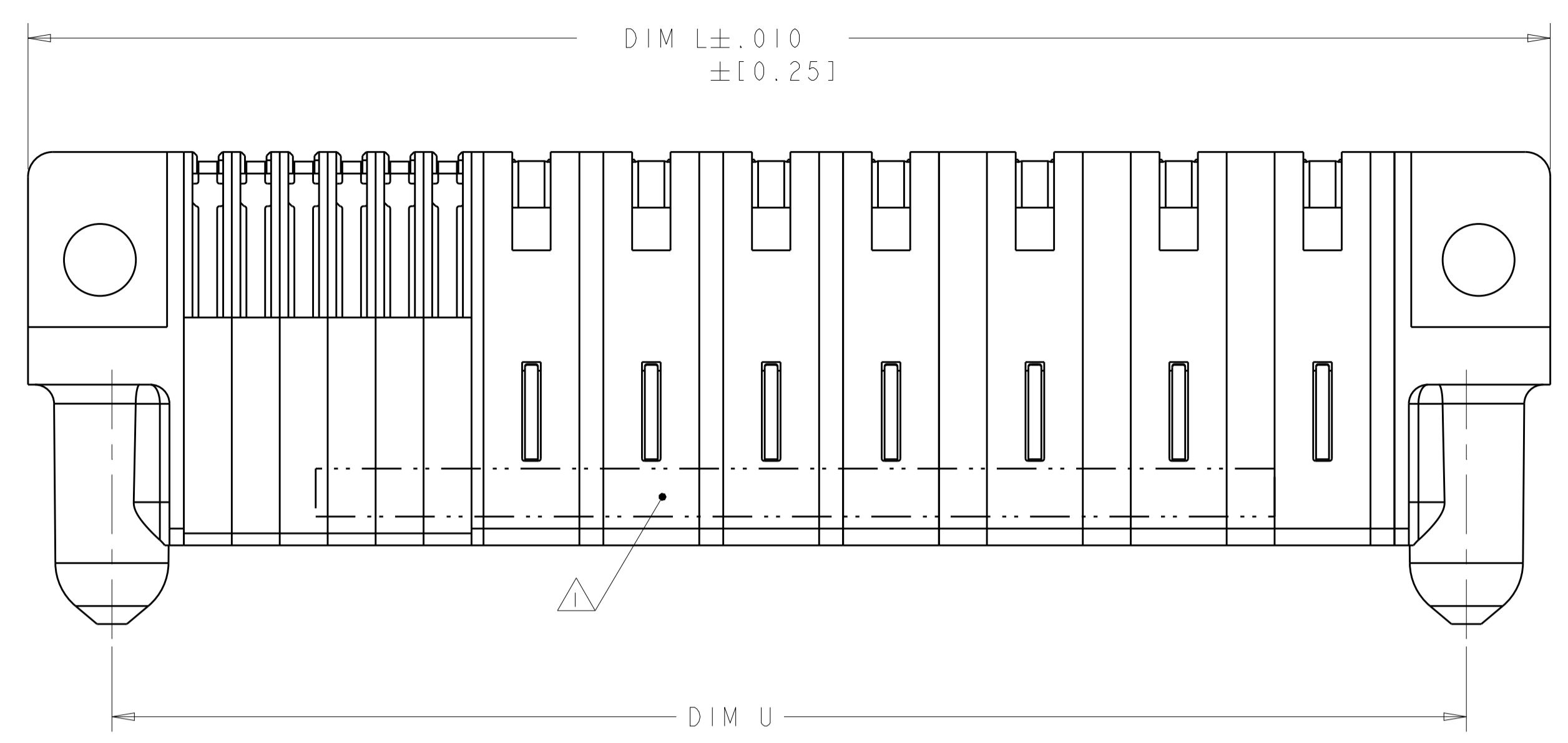
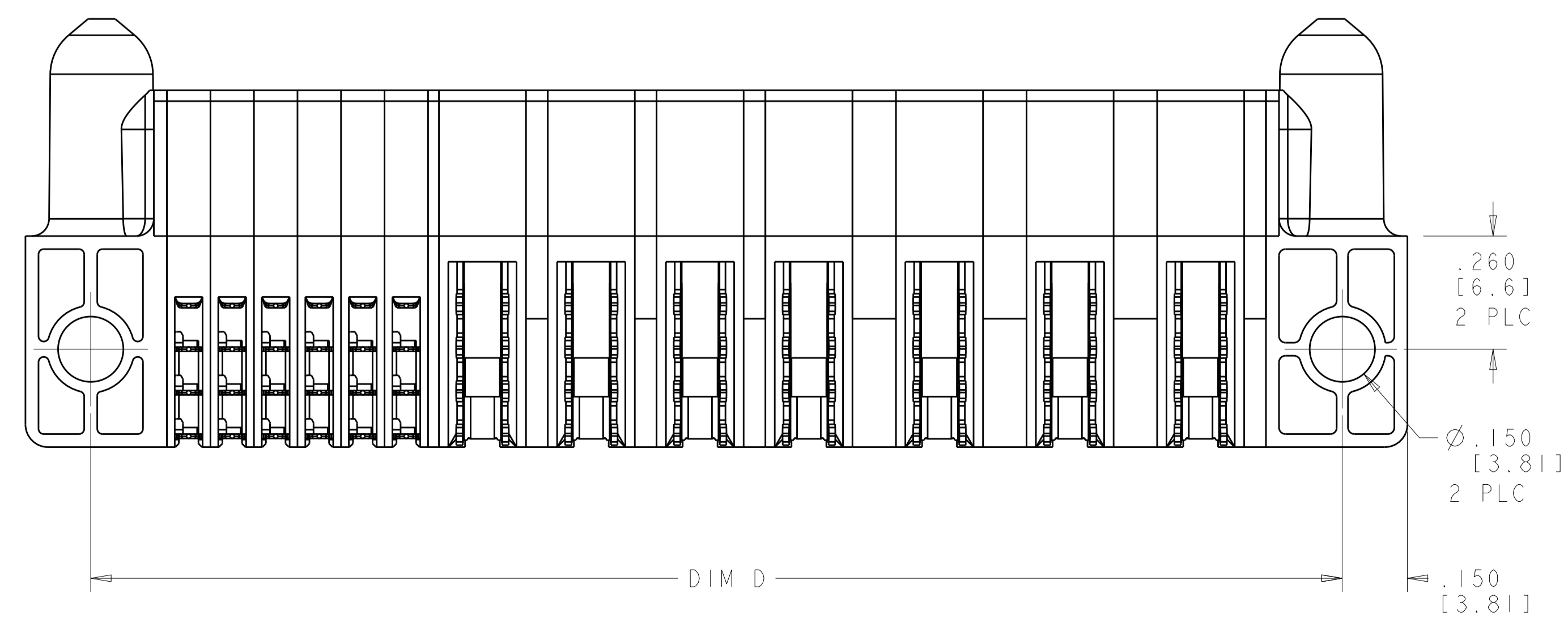
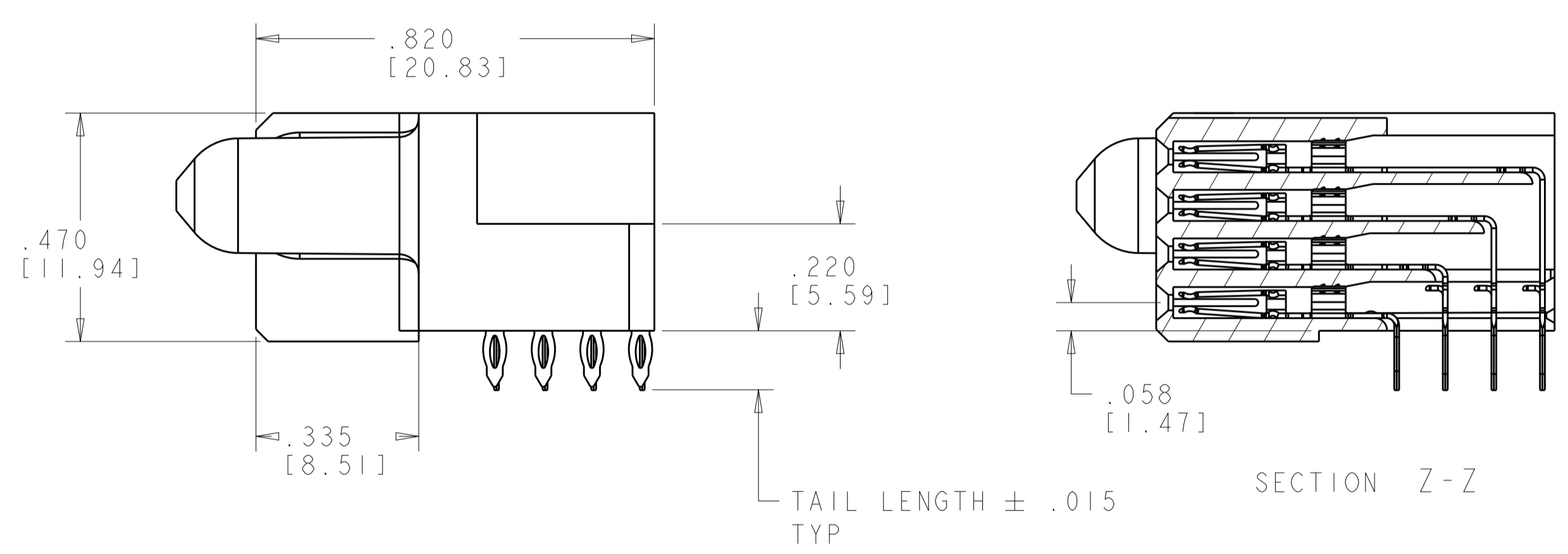
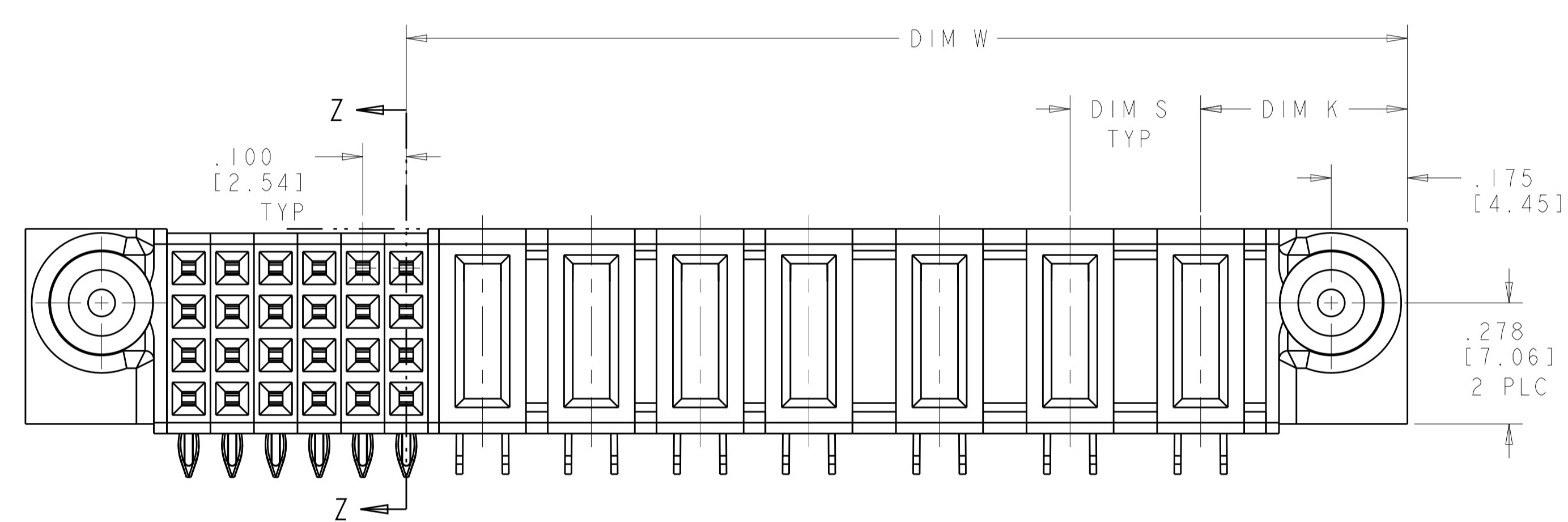


LOC		DIST		REVISIONS			
ES	00	P	LTH	DESCRIPTION	DATE	DWN	APVD
		C5		REV PER ECR-13-004638	20MAR2013	ML	SZ



- 1 "AMP", PART NUMBER AND DATE CODE TO BE MARKED IN AREA SHOWN. PARTS UNDER 2.00 LONG MAY BE MARKED ON BOTH SIDES.
- 2 MATERIAL: HOUSING - GLASS FILLED HIGH TEMP THERMO PLASTIC, UL94 V-0.
SIGNAL CONTACT - HIGH CONDUCTIVITY COPPER ALLOY
POWER CONTACT - HIGH CONDUCTIVITY COPPER ALLOY
- 3 CONTACT PLATING: NOBLE METAL PLATING ON CONTACT FUNCTIONAL AREA OF POWER AND SIGNAL CONTACTS
- 4 MECHANICAL CONNECTOR KEEP OUT ZONE.
- 5 DATUM AND BASIC DIMENSIONS ESTABLISHED BY CUSTOMER.
- 6 PCB - ALL HOLE DIAMETERS ARE FINISHED HOLE SIZES
- 7 PCB - .0453±.0010[1.151±0.025] DRILLED HOLES PLATED WITH .0003[0.008] MIN Sn OVER .001[0.03] TO .003[0.08] Cu PLATING TO ACHIEVE A .040[1.02] DIAMETER HOLE
- 8 VARIABLE DIMENSION SHOW ON TABLE.



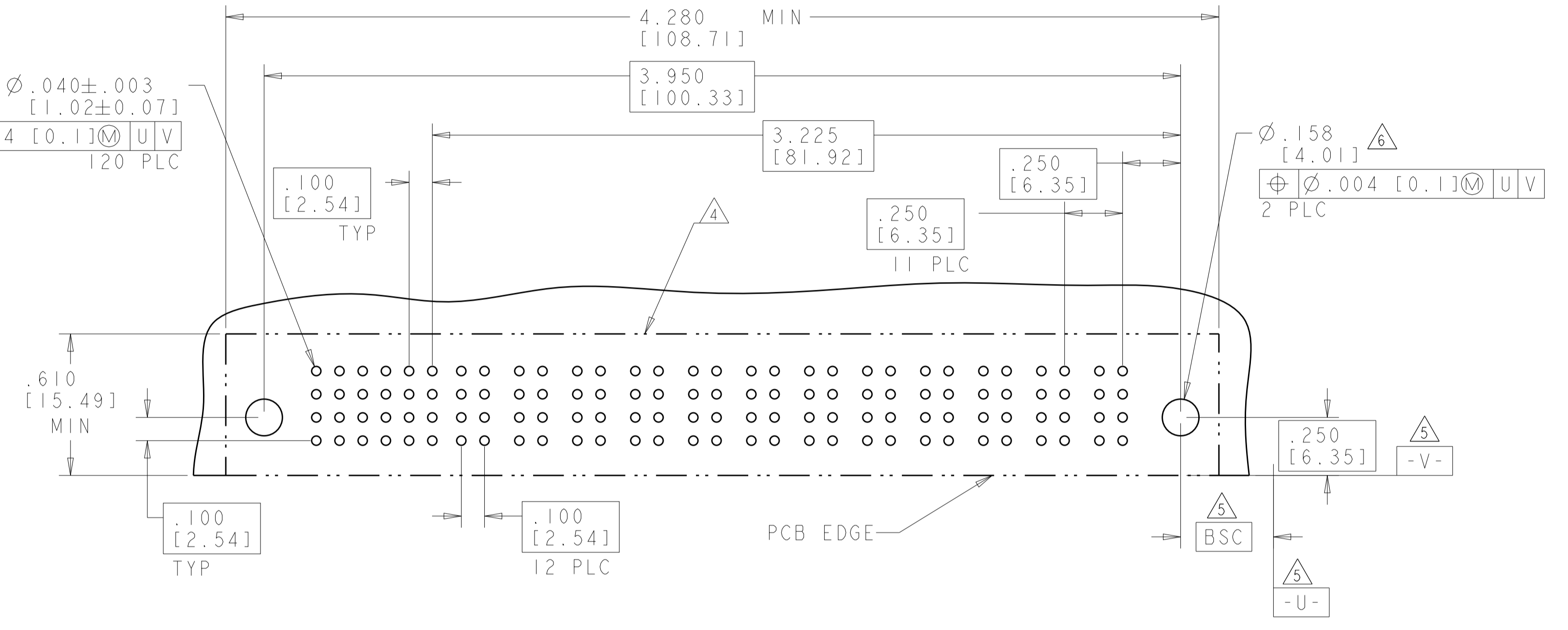
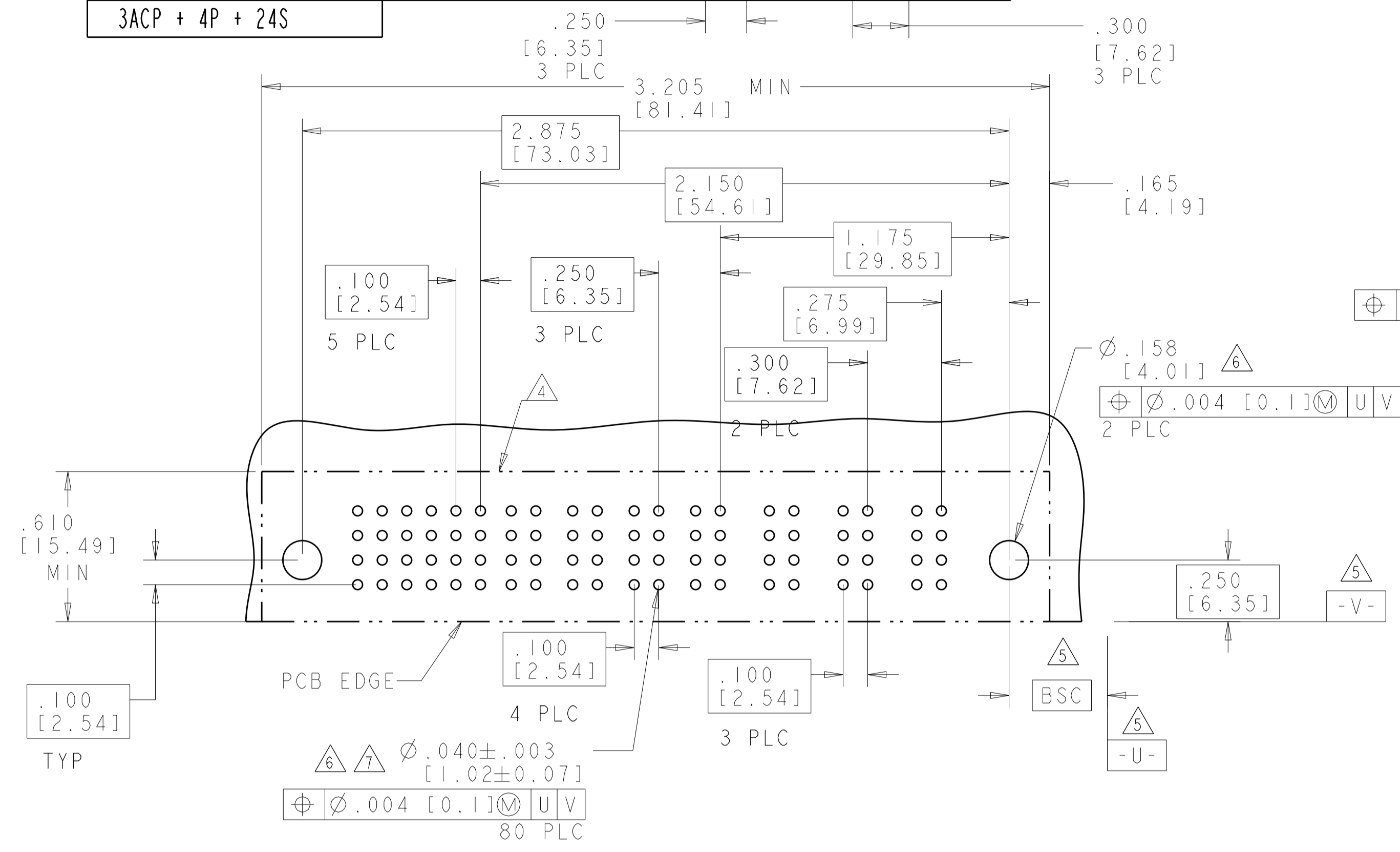
3.325[84.46]	△8	2.800[71.12]	3.375[85.73]	3.675[93.35]	.425[11.80]	3ACP + 6P + 24S	6450572-5
2.150[54.61]	.200[5.08]	1.625[41.28]	2.200[55.88]	2.500[63.50]	.450[11.43]	6P + 24S	6450572-4
3.900[99.06]	.250[6.35]	3.375[85.73]	3.950[100.33]	4.250[107.95]	.450[11.43]	12P + 24S	6450572-3
3.875[98.43]	△8	3.550[90.17]	3.925[99.70]	4.225[107.32]	.475[12.07]	3ACP + 9P + 16S	6450572-2
2.825[71.76]	△8	2.300[58.42]	2.875[73.03]	3.175[80.65]	.475[12.07]	3ACP + 4P + 24S	6450572-1
U	S	W	D	L	K	DESCRIPTION	PART NUMBER

DIMENSIONS: INCHES/[MM]		TOLERANCES UNLESS OTHERWISE SPECIFIED:		DWN R. GRZYBOWSKI 11JAN05 CHK M. PERCHERKE 11JAN05		Tyco Electronics Tyco Electronics Corporation Shanghai, P.R. China. 200233	
0 PLC	±	0 PLC	±0.31	NAME RIGHT ANGLE RECEPTACLE ASSEMBLY PRESS FIT W/GUIDES MULTI-BEAM XL		RESTRICTED TO	
1 PLC	±0.13	1 PLC	±0.11(0.13)	PRODUCT SPEC		SIZE CAGE CODE DRAWING NO	
2 PLC	±0.05(0.051)	2 PLC	±0.05(0.051)	APPLICATION SPEC		A1 00779 C=6450572	
3 PLC	±0.020	3 PLC	±0.020	WEIGHT		SCALE 4:1 SHEET 1 OF 3 REV C5	
4 PLC	±0.020	4 PLC	±0.020	FINISH		CUSTOMER DRAWING	
ANGLES	±0.2	ANGLES	±0.2	WEIGHT		SCALE 4:1 SHEET 1 OF 3 REV C5	

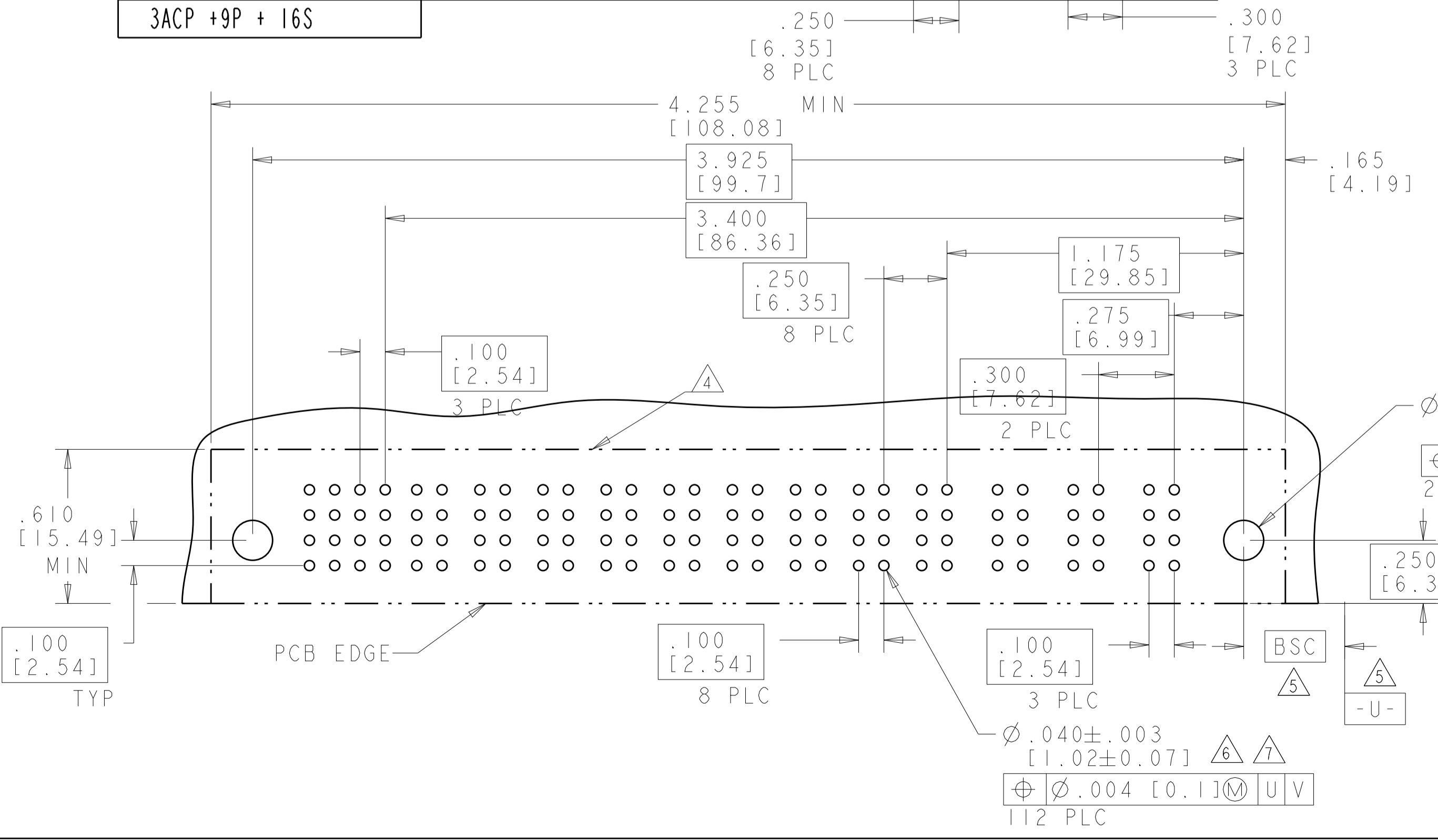
LOC	DIST	REV	DATE	APPD
ES	00			

PART NUMBER	ROWS	SIGNAL						POWER						
		6	5	4	3	2	1	P7	P6	P5	P4	P3	P2	P1
6450572-1	D	D	D	D	D	D	D	RS	RS	RS	RS	RP	RS	RS
	C	C	C	C	C	C	C	RS	RS	RS	RS	RP	RS	RS
	B	B	B	B	B	B	B	RS	RS	RS	RS	RP	RS	RS
	A	A	A	A	A	A	A	RS	RS	RS	RS	RP	RS	RS

PART NUMBER	ROWS	SIGNAL						POWER											
		6	5	4	3	2	1	P12	P11	P10	P9	P8	P7	P6	P5	P4	P3	P2	P1
6450572-3	D	D	D	D	D	D	D	RP	RP	RP	RS	RS	RS	RS	RS	RS	RP	RP	RP
	C	C	C	C	C	C	C	RP	RP	RP	RS	RS	RS	RS	RS	RS	RP	RP	RP
	B	B	B	B	B	B	B	RP	RP	RP	RS	RS	RS	RS	RS	RS	RP	RP	RP
	A	A	A	A	A	A	A	RP	RP	RP	RS	RS	RS	RS	RS	RS	RP	RP	RP



PART NUMBER	ROWS	SIGNAL				POWER											
		4	3	2	1	P12	P11	P10	P9	P8	P7	P6	P5	P4	P3	P2	P1
6450572-2	D	D	D	D	D	RS	RS	RP	RP	RP	RP	RS	RS	RS	RP	RS	RS
	C	C	C	C	C	RS	RS	RP	RP	RP	RP	RS	RS	RS	RP	RS	RS
	B	B	B	B	B	RS	RS	RP	RP	RP	RP	RS	RS	RS	RP	RS	RS
	A	A	A	A	A	RS	RS	RP	RP	RP	RP	RS	RS	RS	RP	RS	RS



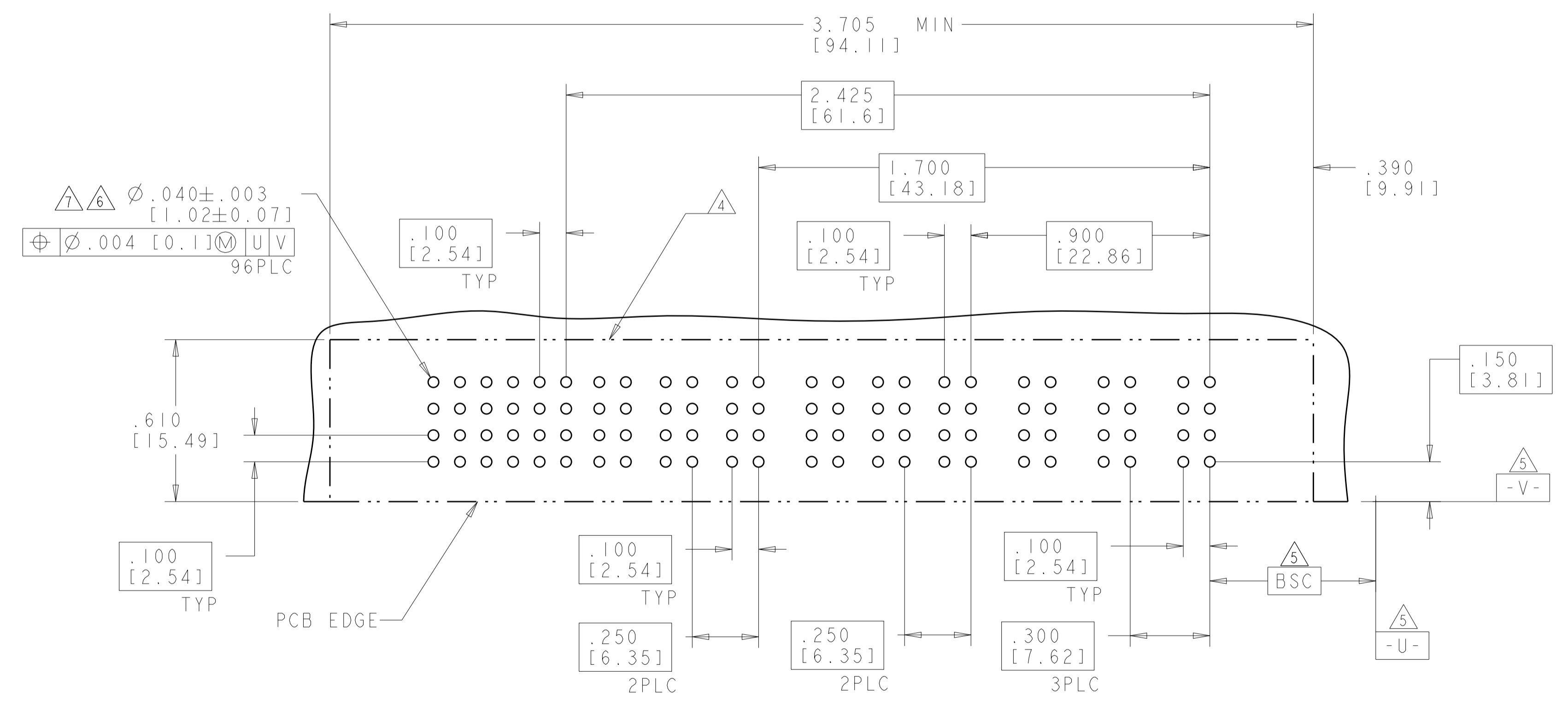
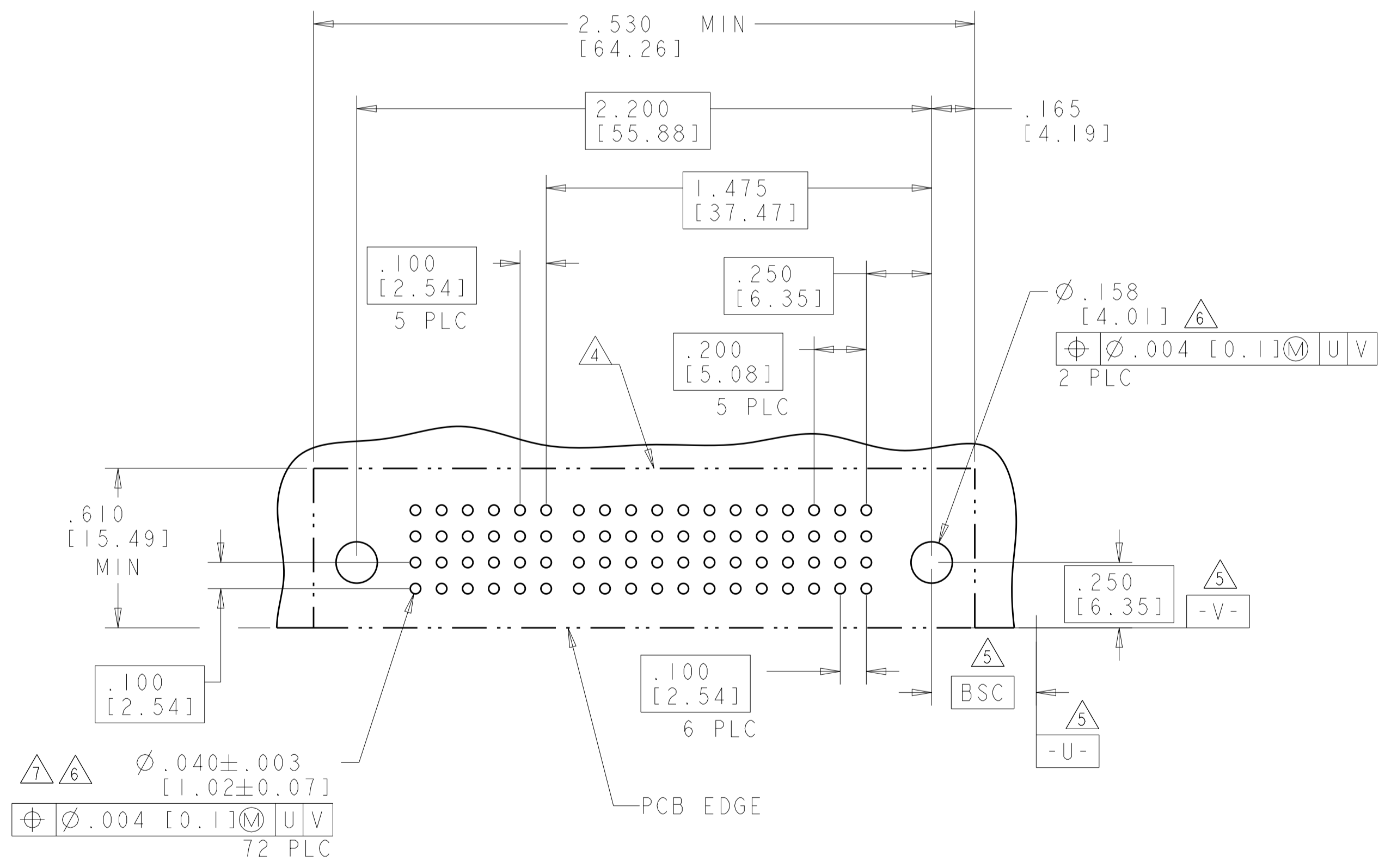
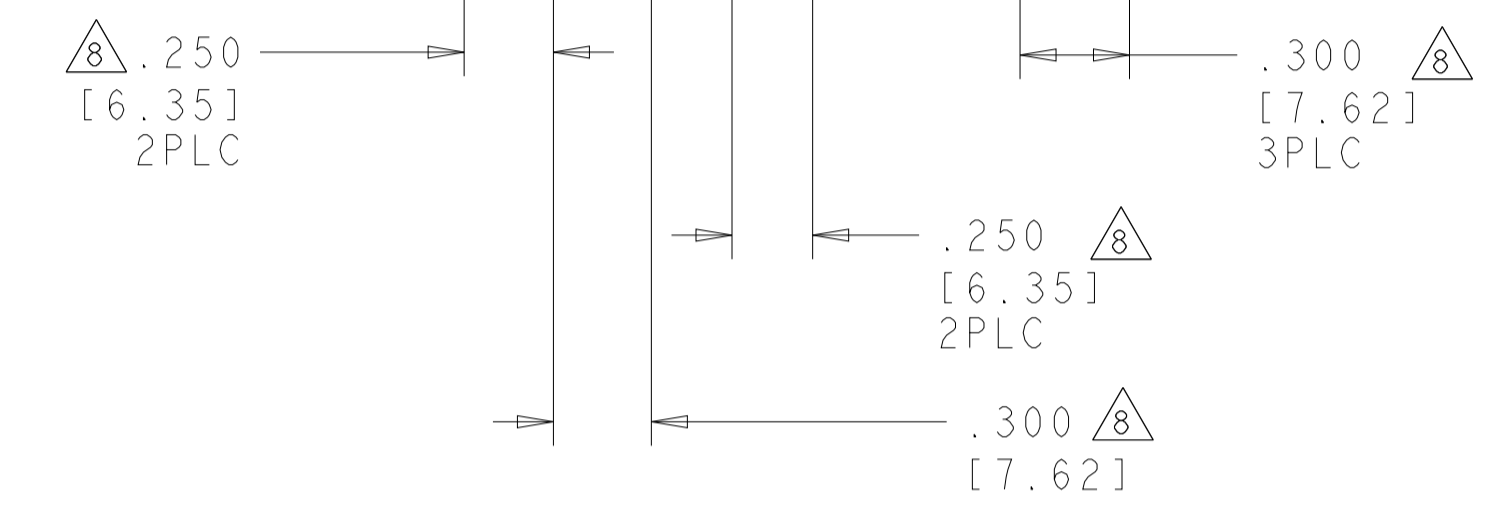
CODE	DESCRIPTION	ROW
DD	SIGNAL CONTACT, PRESS-FIT, 165 TAIL LENGTH,	D
CC	SIGNAL CONTACT, PRESS-FIT, 165 TAIL LENGTH,	C
BB	SIGNAL CONTACT, PRESS-FIT, 165 TAIL LENGTH,	B
AA	SIGNAL CONTACT, PRESS-FIT, 165 TAIL LENGTH,	A
D	SIGNAL CONTACT, PRESS-FIT, 119 TAIL LENGTH,	D
C	SIGNAL CONTACT, PRESS-FIT, 119 TAIL LENGTH,	C
B	SIGNAL CONTACT, PRESS-FIT, 119 TAIL LENGTH,	B
A	SIGNAL CONTACT, PRESS-FIT, 119 TAIL LENGTH,	A
RK	POWER CONTACT, MFBL, PRESS FIT, .165 TAIL LENGTH,	-
RL	POWER CONTACT, STD, PRESS-FIT, .165 TAIL LENGTH,	-
RP	POWER CONTACT, MFBL, PRESS FIT, .119 TAIL LENGTH,	-
RS	POWER CONTACT, STD, PRESS-FIT, .119 TAIL LENGTH,	-

DIMENSIONS: INCHES/[MM]		TOLERANCES UNLESS OTHERWISE SPECIFIED: 0 PLC ±.03 1 PLC ±0.13 2 PLC ±0.11(0.13) 3 PLC ±.005(0.051) 4 PLC ±.002 ANGLES ±.2		DWN R. GRZYBOWSKI I1JAN05 CHK M. PERCHERKE I1JAN05 APVD M. PERCHERKE PRODUCT SPEC NAME 108-1973 APPLICATION SPEC SIZE 114-13038 WEIGHT CUSTOMER DRAWING		Tyco Electronics Tyco Electronics Corporation Shanghai, P.R. China. 200233 RIGHT ANGLE RECEPTACLE ASSEMBLY PRESS FIT W/GUIDES MULTI-BEAM XL SCALE 4:1 SHEET 2 OF 3 REV C5	
----------------------------	--	---	--	---	--	---	--

LOC	DIST	REV	DATE	BY	APPV
ES	00				
P LTH		DESCRIPTION		DATE	DWN
-		SEE SHEET 1		-	-

PART NUMBER	ROWS	SIGNAL						POWER					
		6	5	4	3	2	1	P6	P5	P4	P3	P2	P1
6450572-4	D C B A	D	D	D	D	D	D	RS	RS	RS	RS	RS	RS
		C	C	C	C	C	C						
		B	B	B	B	B	B						
		A	A	A	A	A	A						
6P + 24S													

PART NUMBER	ROWS	SIGNAL						POWER								
		6	5	4	3	2	1	P9	P8	P7	P6	P5	P4	P3	P2	P1
6450572-5	D C B A	DD	DD	DD	DD	DD	DD	RL	RL	RL	RL	RL	RL	RK	RL	RL
		CC	CC	CC	CC	CC	CC									
		BB	BB	BB	BB	BB	BB									
3ACP + 6P + 24S																



<small>THIS DRAWING IS UNPUBLISHED. RELEASED FOR PUBLICATION BY TYCO ELECTRONICS CORPORATION. ALL RIGHTS RESERVED.</small>		DWN: R. GRZYBOWSKI CHK: M. PERCHERKE APVD: M. PERCHERKE		I1JAN05 I1JAN05		Tyco Electronics Tyco Electronics Corporation Shanghai, P.R. China. 200233	
DIMENSIONS: INCHES/[MM]		TOLERANCES UNLESS OTHERWISE SPECIFIED: 0 PLC ±.03 1 PLC ±.01(0.13) 3 PLC ±.005(0.051) 4 PLC ±.0020 ANGLES #2		NAME: RIGHT ANGLE RECEPTACLE ASSEMBLY PRESS FIT W/GUIDES MULTI-BEAM XL PRODUCT SPEC: 108-1973 APPLICATION SPEC: 114-13038		SIZE: A1 CAGE CODE: 00779 DRAWING NO: 6450572	
MATERIAL:		FINISH:		WEIGHT:		RESTRICTED TO:	
CUSTOMER DRAWING				SCALE: 4:1		SHEET 3 OF 3 REV: C5	