Transfer or duplication of this doucument as well as the utilisation or communication of its content are not permitted unless express consent is granted. Violations give rise to claims for damages. All rights reserved in case of patent, utility model or design patent registrations.

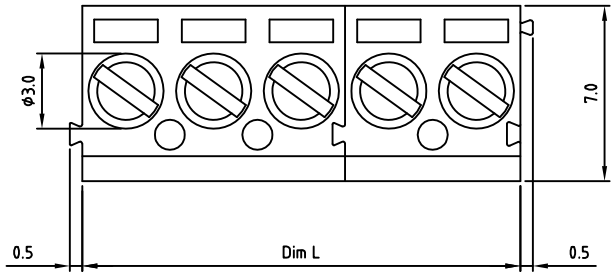

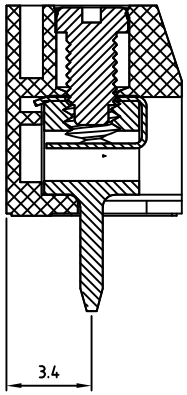

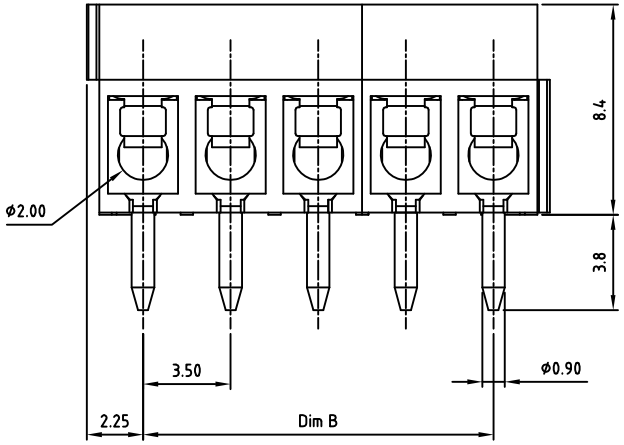

Technical data

1. Nominal voltage: 300V/10A
   PITCH:3.5mm
2. Connection capacity:
   AWG 26-16
3. Insulation Withstanding Voltage:
   AC 1600V/MIN
4. Insulation Resistance:
   1000MΩ or more at DC500V
5. Tightening torque:
   2.0kgf.cm (0.2N.m)
6. Screw thread: M2
7. Stripping length: 5-6mm
8. Operating temperature range:-40°C ~ 115°C
   Soldering temperature:250±10°C/5s
9. Undimensioned Tolerances:

Dim.L=Px3.5
Dim.B=(P-1)x3.5
P= number of poles(2-24P)

	Dim B	Dim L
0-30mm	±0.10	±0.15
over 30mm-60mm	±0.15	±0.20
over 60mm-90mm	±0.20	±0.25
over 90mm	±0.25	±0.30

10. Safety approval:
11. RoHS Compliance

Part No.: OSTTEXX0161

No. of Poles
- 02 2 Poles
- 03 3 Poles
- ... ...
- 24 24 Poles

Nonstandard colors
Mins could apply

COLOR
- 0: Black
- 2: Red
- 3: Orange
- 4: Yellow
- 5: Green
- 6: Blue (Standard)
- 8: Grey

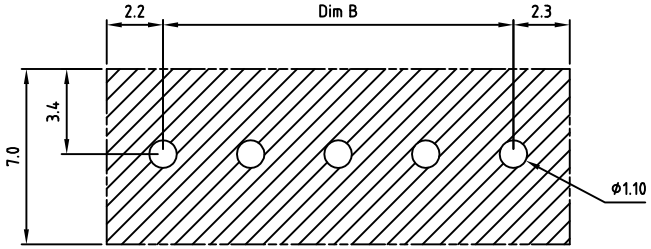

PCB LAYOUT

ITEM	NAME OF PART	MATERIAL	NOTES	Q"TY
4	WIRE GUARD	Stainless steel		P
3	SCREW	STEEL	M2.0, Zn Plated	P
2	CAGE	BRASS	M2.0, Tin PLATED	P
1	BODY	PA66 UL94V-0	ALL COLOR	1

SIGN	DESCRIPTION	CHK.	DATE
1			

DWG.	WF. Zhang	DATE	2015.11.23	UNITS:	MM
CHK.		DATE		SCALE:	NONE 3:1 (:)
APP.		DATE		TITLE:	OSTTE 3.50mm Series Interlock stackable type
				PART NO.	OSTTEXX0161
				DWG NO.	OSTTEXX0161.dwg

SHEET: 1 OF 1 REV.: A

Tolerance: X. ±0.50; X.X ±0.30; X.XX ±0.10; X° ±1°

ON-SHORE TECHNOLOGY, INC.