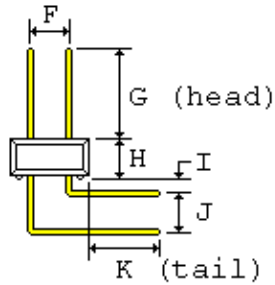
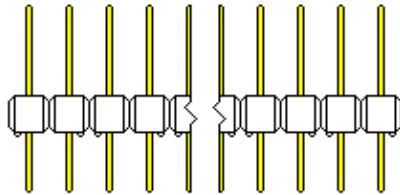
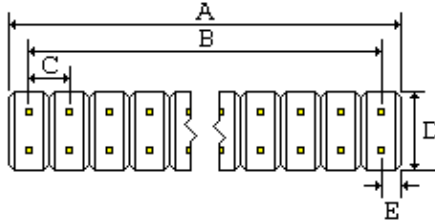
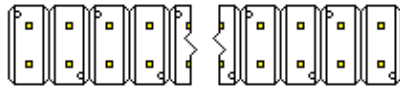


**SULLINS ELECTRONICS CORP**  
 SAN MARCOS, CA 760-744-0125 FAX 760-744-6081

- A = 3.600+-0.020 [91.44+-0.51]
- B = 3.500+-0.008 [88.90+-0.20]
- C = 0.100+-0.003 [2.54+-0.08]
- D = 0.240+-0.005 [6.10+-0.13]
- E = 0.050+-0.005 [1.27+-0.13]
- F = 0.100+-0.005 [2.54+-0.13]
- G = 0.318+-0.015 [8.08+-0.38]
- H = 0.100+-0.005 [2.54+-0.13]
- I = 0.060+-0.005 [1.52+-0.13]
- J = 0.100+-0.005 [2.54+-0.13]
- K = 0.200+-0.015 [5.08+-0.38]



**.025[0.64] SQUARE POSTS FIT .040[1.02] MINIMUM DIAMETER HOLE**



Right angle bent tails not shown in bottom view

- 1.0 SPECIFICATIONS FOR A DUAL 36/72 POSITION HEADER
- 2.0 INSULATOR MATERIAL: BLACK THERMOPLASTIC POLYESTER
- 3.0 CONTACT MATERIAL: CA510, PHOSPHOR BRONZE GRADE A
- 4.0 PLATING: .000010" GOLD ON HEADS, .000100" TIN ON TAILS, .000050" NICKEL UNDERPLATE
- 5.0 TEMPERATURE: TO 125 DEGREES C CONTINUOUS
- 6.0 UL FLAMMABILITY RATING: 94V-0
- 7.0 VOLTAGE RATING: 600 VDC MINIMUM AT SEA LEVEL
- 8.0 CURRENT RATING: 3 AMPERES
- 9.0 INSULATION RESISTANCE: 5,000 MEGA OHMS
- 10.0 SPECIFICATIONS SUBJECT TO CHANGE WITHOUT NOTICE
- 11.0 NOT DRAWN TO SCALE

**SULLINS PART NUMBER: PZC36DGBN**

**DATE: 1-28-03**

[Print PDF](#)