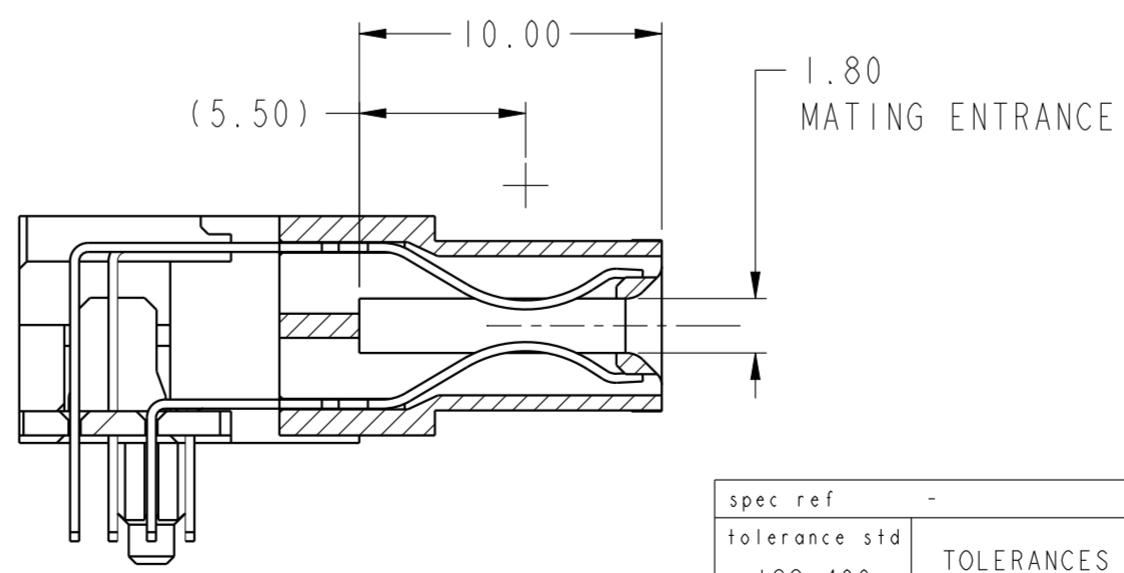
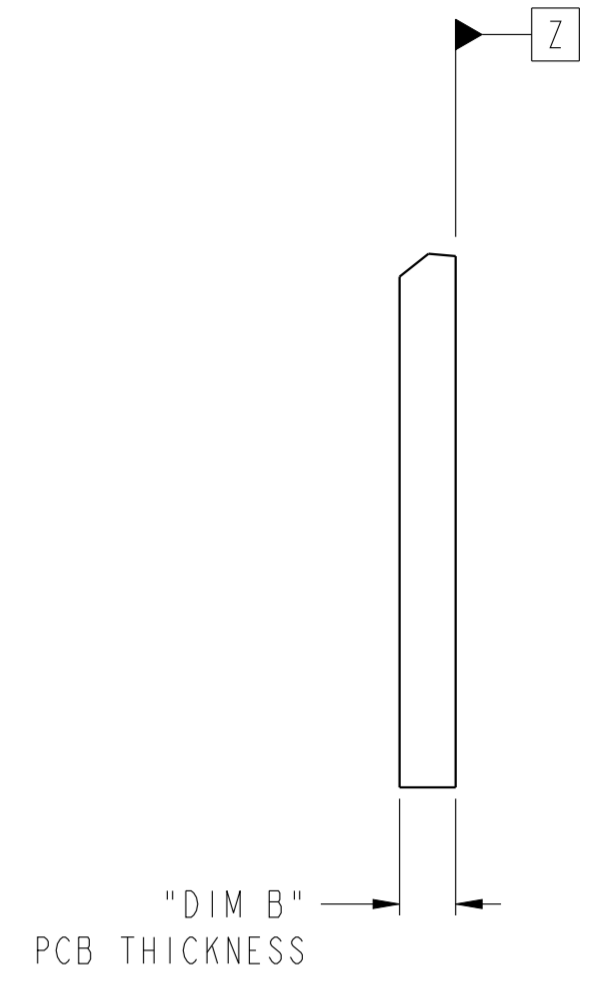
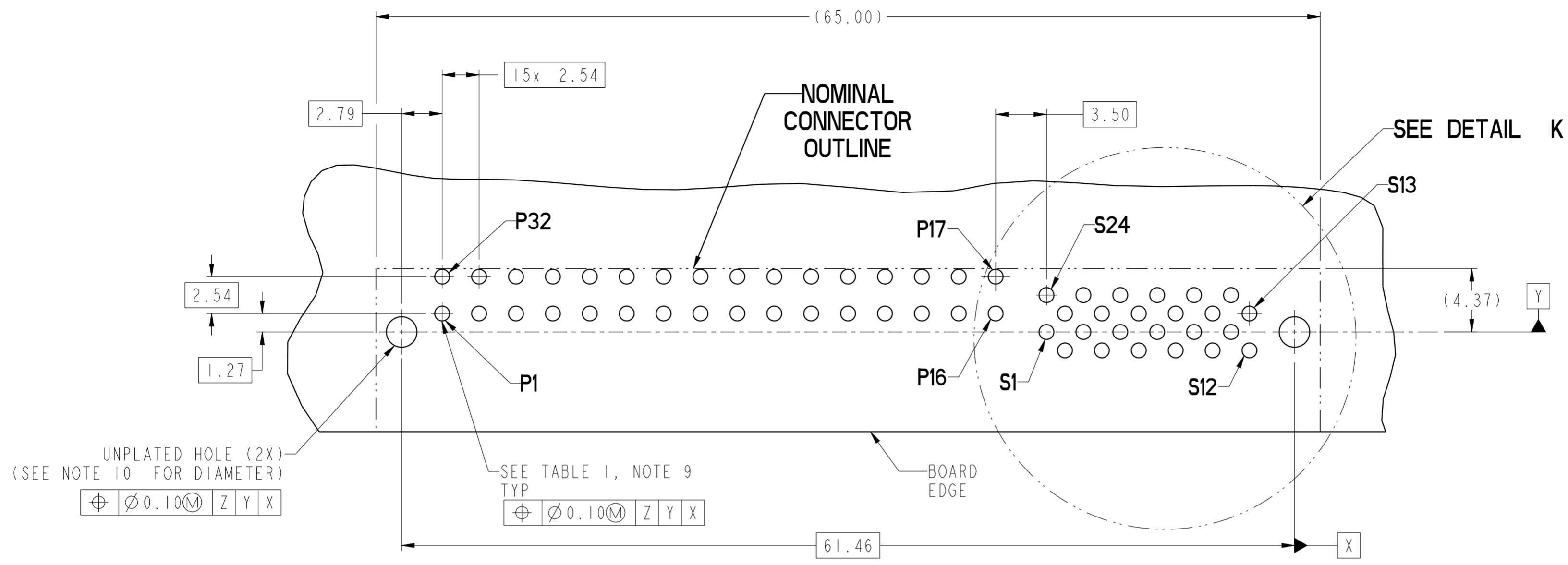


SECTION C-C



SECTION D-D

spec ref	-	dr	Julia Wang	2012/1/20	Amphenol Power Solutions A Division of Amphenol Corporation amphenol-hcc.com	MM	scale	size
tolerance std	ISO 406 ISO 1101	eng	Ada Ye	2021/08/10		ec n o	4:1	A2
surface	TOLERANCES UNLESS OTHERWISE SPECIFIED	fwvr	-	-		rel level	Released	
ISO 1302	linear	0.X	±0.50	projection	title	RIGHT ANGLE RECEPTACLE	dig no	10123441
	0.XX	±0.25	angular	0°	±2°	32P24S	cat. no.	-
	0.XXX	±0.10				product family	HPCE	Product - Customer Drw
								sheet 1 of 4

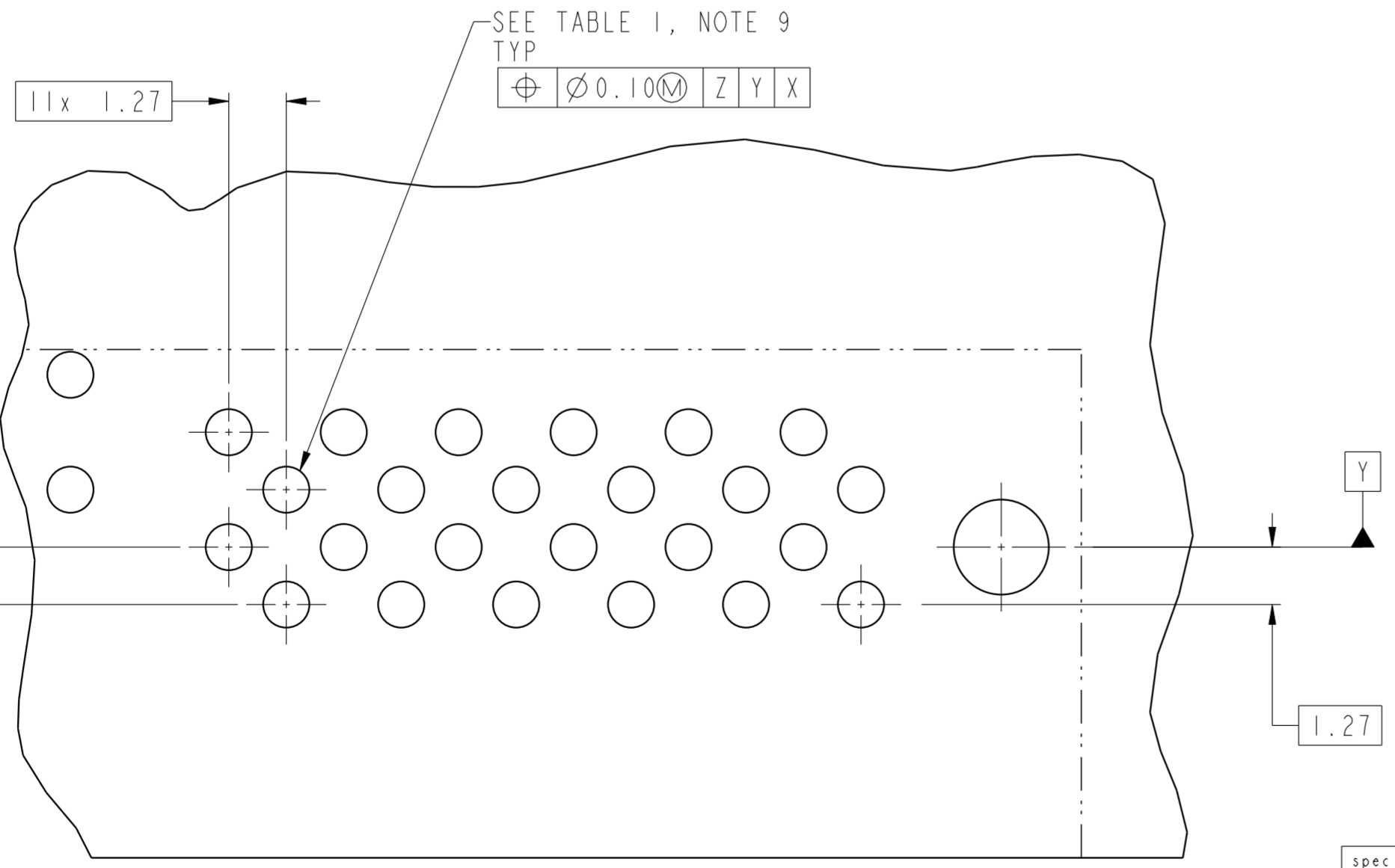


UNPLATED HOLE (2X)
(SEE NOTE 10 FOR DIAMETER)

⊕	∅0.10(M)	Z	Y	X
---	----------	---	---	---

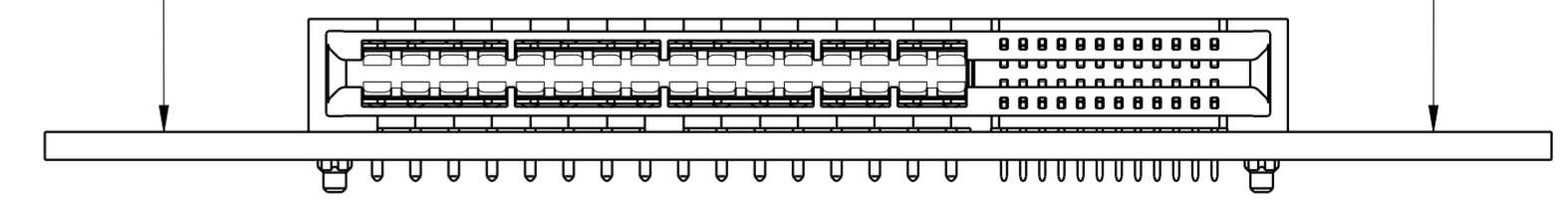
SEE TABLE 1, NOTE 9
TYP

⊕	∅0.10(M)	Z	Y	X
---	----------	---	---	---



DETAIL K
SCALE 8:1

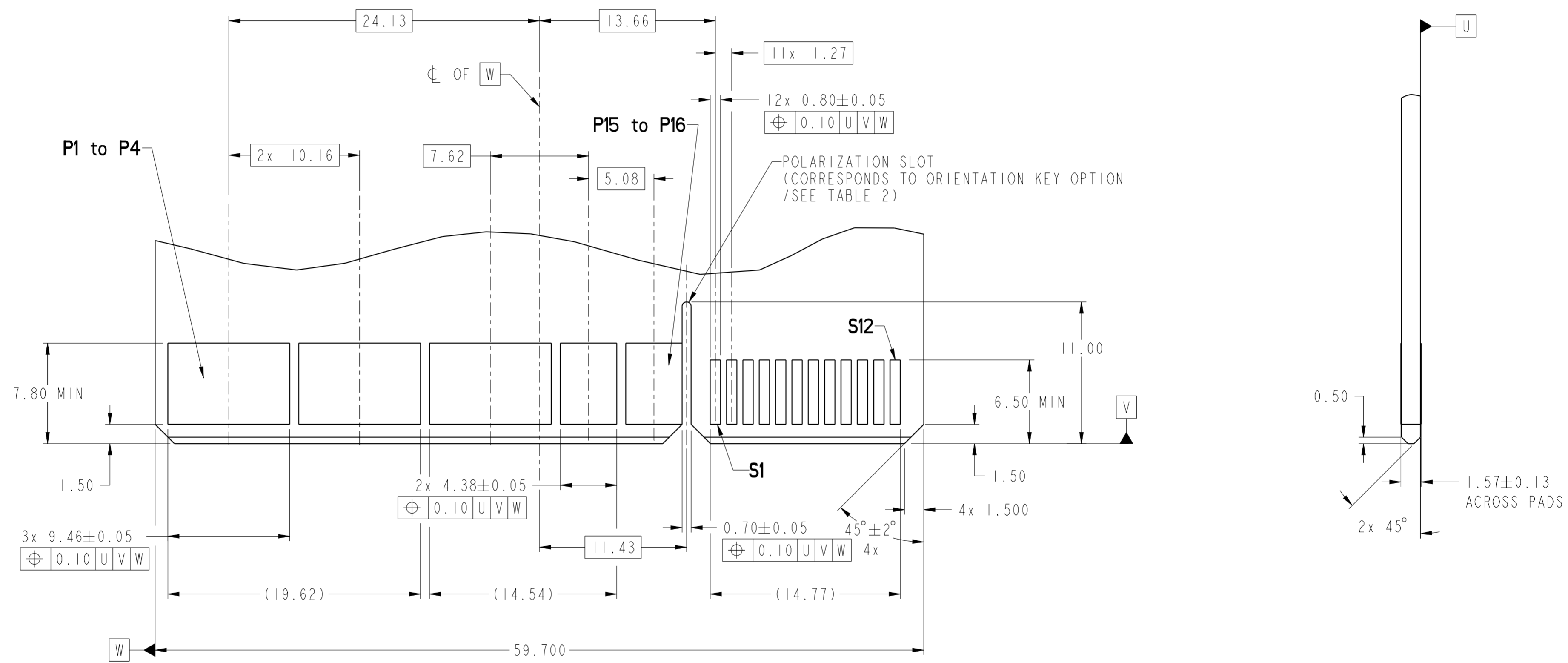
RECOMMENDED PCB LAYOUT
VIEWED FROM CONNECTOR SIDE



spec ref	-	dr	Julia Wang	2012/1/20	Amphenol Power Solutions A Division of Amphenol Corporation amphenol-hcc.com	MM	scale	size		
tolerance std	ISO 406 ISO 1101	eng	Ada Ye	2021/08/10		ec n no	4:1	A2		
TOLERANCES UNLESS OTHERWISE SPECIFIED		f v w r	-	-		rel level	Released			
surface	linear	0.X	±0.50	projection 	title	RIGHT ANGLE RECEPTACLE	dig no	10123441	rev	B
		0.XX	±0.25		32P24S	cat. no.	-			
	angular	0°	±2°		product family	Product - Customer Drw	sheet 2 of 4			

CONTACT TYPE	TOP LAYER DESCRIPTION	TABLE 1 (HPCE / SOLDER TAILS) PLATED THROUGH-HOLE REQUIREMENTS				
		DRILLED HOLE DIAMETER	COPPER THICKNESS	TIN-LEAD THICKNESS	TIN THICKNESS	FINISHED HOLE DIAMETER
POWER & SIGNAL	TIN-LEAD	1.10-1.16 (1.15 DRILL)	0.025 - 0.050	0.005 - 0.015	--	0.94 - 1.10
	IMMERSION TIN	1.10-1.16 (1.15 DRILL)	0.025 - 0.050	--	0.9 - 1.5um	0.94 - 1.10
	COPPER (SEE NOTE 8)	1.10-1.16 (1.15 DRILL)	0.025 - 0.050	--	--	0.94 - 1.10

RECOMMENDED MATING BOARD FOOTPRINT



Amphenol Power Solutions

© 2021 Amphenol Corporation

spec ref	-	dr	Julia Wang	2012/1/20	Amphenol Power Solutions A Division of Amphenol Corporation amphenol-hcc.com	MM	scale	size
tolerance std	ISO 406 ISO 1101	eng	Ada Ye	2021/08/10		ec n no	4:1	A2
surface	ISO 1302	fwvr	-	-		rel level	Released	
		appr	Zheng, Pei-Min	2021/08/10	cat. no.	10123441	rev	B
TOLERANCES UNLESS OTHERWISE SPECIFIED		projection	RIGHT ANGLE RECEPTACLE		Product - Customer Drw		sheet 3 of 4	
linear	0.X ±0.50 0.XX ±0.25 0.XXX ±0.10	angular	0°	±2°				

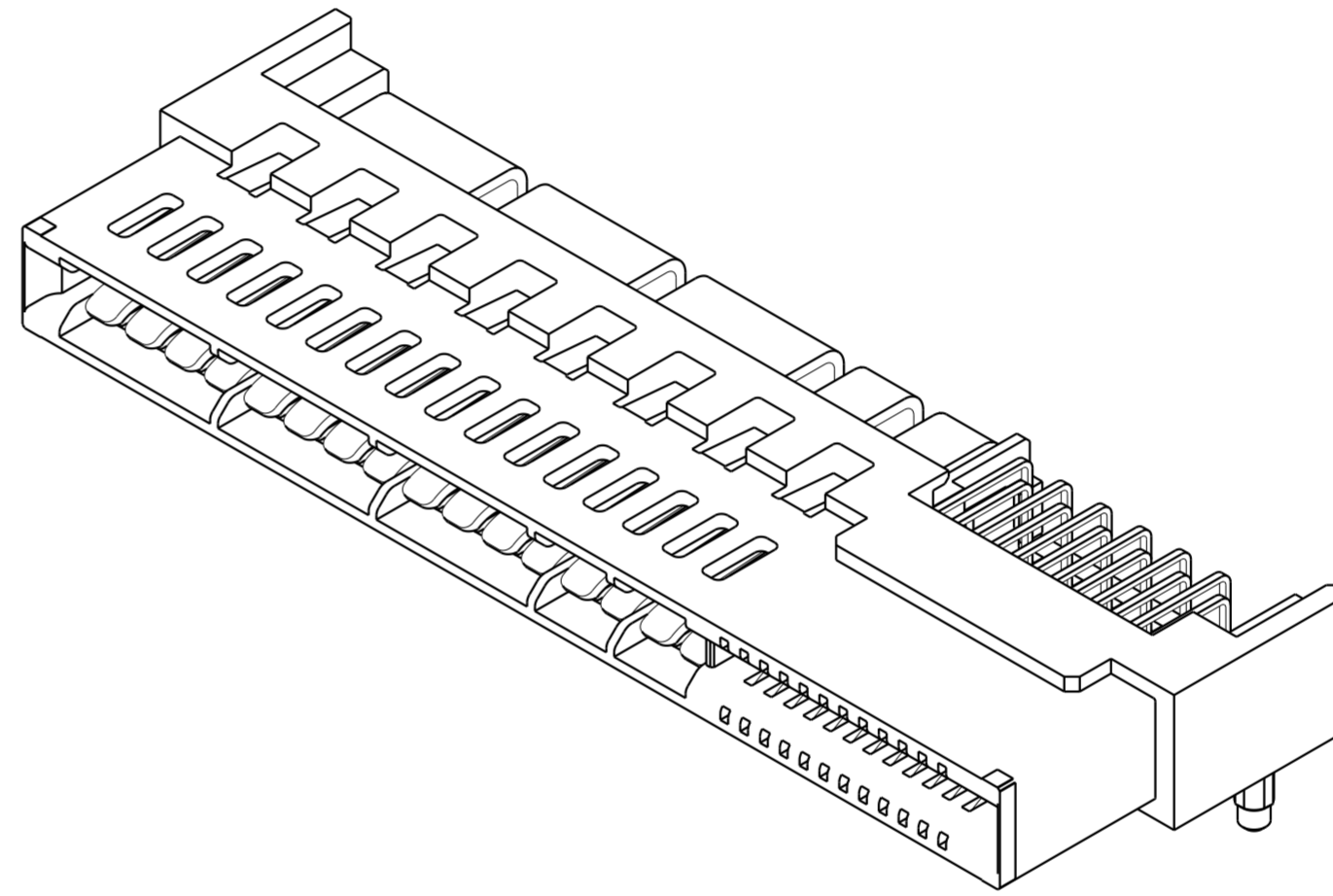
PDS: Rev :B

STATUS:Released

Printed: Aug 11, 2021

HPCE PART NUMBER (TABLE 2)

PART NUMBER	TAIL TYPE	HOLD-DOWN OPTION	ORIENTATION KEY	DIM "A" TYPICAL TAIL LENGTH	DIM "B" RECOMMENDED PCB THICKNESS
10123441-001LF	SOLDER TAIL	NO	YES	2.80±0.25	1.57 MIN.
10123441-002LF			NO		
10123441-003LF		YES	YES		
10123441-004LF			NO		
10123441-005LF		YES	NO		



NOTES:

1. CONNECTOR MATERIALS:
 HOUSING: HIGH TEMPERATURE THERMAL PLASTIC, BLACK
 UL 94V-0 COMPLIANT
 CONTACTS: HIGH PERFORMANCE COPPER ALLOY.
2. CONTACT FINISH REF. GS-12-604 SECTION 5.2.
3. PRODUCT SPECIFICATION: GS-12-604.
4. APPLICATION SPECIFICATION: GS-20-128.
5. PRODUCT MARKING (FCI - PART NUMBER & DATE CODE) ON HOUSING IN AREA SHOWN.
6. PACKAGING MEETS FCI SPECIFICATION GS-14-937.
7. HOUSING COMPONENT WILL WITHSTAND EXPOSURE TO 260°C PEAK TEMPERATURE FOR 60 SECONDS IN A CONVECTION, INFRA-RED, OR VAPOR PHASE REFLOW OVEN.
8. COPPER PLATING THICKNESS IN CENTER OF VIA-HOLE CAN BE NO MORE THAN 0.003 LESS THAN OTHER AREAS.
9. ALL HOLE SIZES ARE FINISHED HOLE SIZES.
10. MOUNTING HOLES ARE UNPLATED
 \varnothing 2.18 +/- 0.03 FOR SOLDER TAILS

spec ref	-	dr	Julia Wang	2012/11/20		MM	scale	size		
tolerance std	ISO 406 ISO 1101	eng	Ada Ye	2021/08/10		4:1	A2			
TOLERANCES UNLESS OTHERWISE SPECIFIED		fwvr	-	-		ec n no	ELX-DG-41952-1			
surface	linear	0.X	±0.50	appr	Zheng, Pei-Min	2021/08/10	A Division of Amphenol Corporation	amphenol-hcc.com	rel level	Released
	angular	0°	±2°	projection			title	RIGHT ANGLE RECEPTACLE	dig no	10123441
							32P24S	product family	HPCE	Product - Customer Drw
										sheet 4 of 4