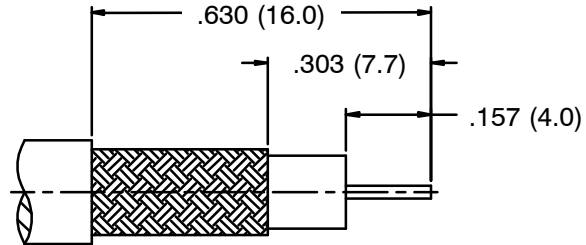


1 2 3 4 5 6 7 8

F

F



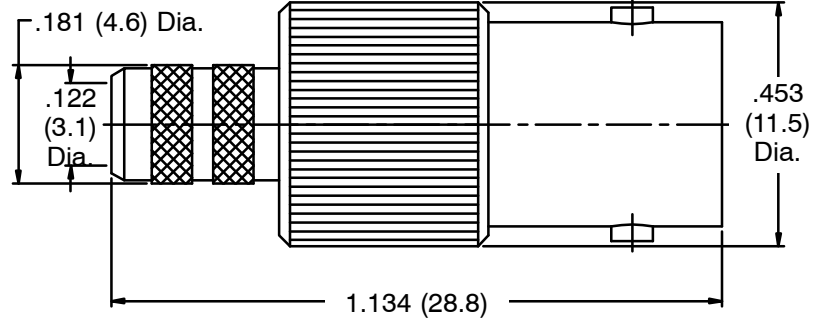
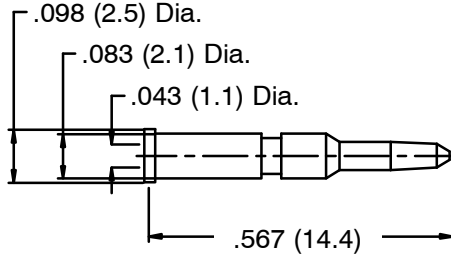
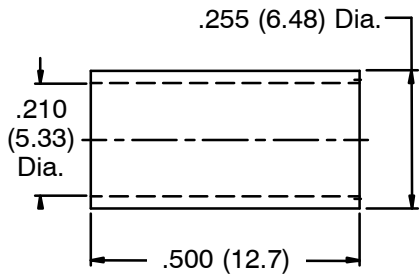
Recommended Cable Stripping Dim's

E

E

D

D



C

C

B

B

NOTES: Finish (Plating Thickness in Micro-inches)  
 1. Brass  
 2. Nickel Pl. 100 Min. Thick over Copper Pl. 50 Min. Thick  
 3. Gold Pl. 3 Min Thick over Nickel Pl. 50 Min. Thick over Copper Pl. 50 Min. Thick  
 4. TEFLON

RoHS Compliant

A

A

Part No.					<h1 style="text-align: center;">NTE Electronics</h1> <p style="text-align: center;">Title BNC Reverse Polarity Crimp Jack (for RG-58C/U Cable)</p> <p style="text-align: center;">Drawing No. 06-B026</p> <p style="text-align: center;">File No.</p>									
Approved										Date 12-14-2018				
Checked										Date 12-14-2018				
Drawn										Date 12-14-2018				
Dimensions are in Inches					Unless Otherwise Specified Tolerances									
0.5-6 = ±0.2					6-30 = ±0.4									
30-120 = ±0.6					120-315 = ±1									
315-1000 = ±1.6					1000-2000 = ±2.4									
No.	Description	Material	Finish	Q'ty	Drawing No.	Scale	3/1	Issue	A					

1 2 3 4 5 6 7 8