

LED enclosure light - PLD E 706 W 395 F - 1319564

Please be informed that the data shown in this PDF Document is generated from our Online Catalog. Please find the complete data in the user's documentation. Our General Terms of Use for Downloads are valid (<http://phoenixcontact.com/download>)



LED enclosure light, 230 V AC, color temperature 5700 K, length 395 mm, Housing: Aluminum, can be switched in series, with motion detector, Socket type F (Schuko - with ground contact), including mounting accessories

Product Description

The LED light is designed to illuminate the interior of control cabinets.
The integrated optics ensure optimum illumination of the control cabinet.
You can connect several lights in succession.
An integrated motion detector switches the light on and off.

Your advantages

- ✓ Integrated motion detector saves on MRP and installation costs for door position switches
- ✓ Socket enables the operation of external devices even when power is disconnected to the control cabinet
- ✓ Series connection reduces cabling effort for control cabinets arranged in series
- ✓ Optimum lighting of the control cabinet, thanks to integrated optics
- ✓ LED service life of 50,000 h (L70 value) prevents bulb replacement



Key Commercial Data

Packing unit	1 pc
GTIN	 4 063151 605018
GTIN	4063151605018
Custom tariff number	94054099
Country of origin	Germany

Technical data

Dimensions

Caption	Dimensional drawing
Width	118 mm

LED enclosure light - PLD E 706 W 395 F - 1319564

Technical data

Dimensions

Height	55 mm
Length	395 mm

Ambient conditions

Ambient temperature (operation)	-25 °C ... 60 °C
Ambient temperature (storage/transport)	-40 °C ... 85 °C
Permissible humidity (operation)	5 % ... 90 %
Permissible humidity (storage/transport)	5 % ... 90 %
Degree of protection	IP20

General

Socket	Type F
Net weight	860 g
Mounting type	Screw mounting
Mounting position	any
Can be used as typical for the country	Germany
	Finland
	Greece
	Luxembourg
	Netherlands
	Norway
	Austria
	Portugal
	Russia
	Sweden
	Spain
	Turkey

Power supply for module electronics

Connection method	Installation coupler
Number of positions	3
Supply voltage	230 V AC (50/60 Hz)
Current consumption	max. 16 A
Power consumption	13 W

Light properties

Source of light type	LED
Number of LEDs	36
Service life, lighting appliance	50,000 h (L70)

LED enclosure light - PLD E 706 W 395 F - 1319564

Technical data

Light properties

Light color	daylight white
Color temperature / wavelength	5700 K
Color rendering index	85
Luminous flux	1200 lm (Net luminous flux)
Illumination	max. 3300 lx (50 cm distance)
Energy efficiency class	Delegated Regulation (EU) 2019/2015
	This product contains an energy efficiency class E light source.
	E (1 light source)

Motion detector

Detection range	max. 5 m
Detection angle	100 °
Lighting duration	5 min. (Retriggered)

Standards and Regulations

Immunity to ESD	Immunity test in accordance with EN 61000-6-2/IEC 61000-6-2 Electrostatic discharge (ESD) EN 61000-4-2/IEC 61000-4-2 Criterion A, 4 kV contact discharge, 8 kV air discharge
Immunity to EF	Immunity test in accordance with EN 61000-6-2/IEC 61000-6-2 Electromagnetic fields EN 61000-4-3/IEC 61000-4-3 Criterion A, Field intensity: 10 V/m
Immunity to burst	Immunity test in accordance with EN 61000-6-2/IEC 61000-6-2 Fast transients (burst) EN 61000-4-4/IEC 61000-4-4 Criterion A, ±2 kV
Immunity to surge	Immunity test in accordance with EN 61000-6-2/IEC 61000-6-2 Transient overvoltage (surge) EN 61000-4-5/IEC 61000-4-5 Criterion A, ±1 kV
Immunity to conducted interference	Immunity test in accordance with EN 61000-6-2/IEC 61000-6-2 Conducted interference EN 61000-4-6/IEC 61000-4-6 Criterion A, Test voltage 10 V
Interference emission	Noise emission test in accordance with EN 55015/IEC 55015
Mechanical tests	Vibration resistance in acc. with EN 60068-2-6/IEC 60068-2-6 5g
	Shock in acc. with EN 60068-2-27/IEC 60068-2-27 25g
	Continuous shock according to EN 60068-2-27/IEC 60068-2-27 10g
Protection class	I

Drawings

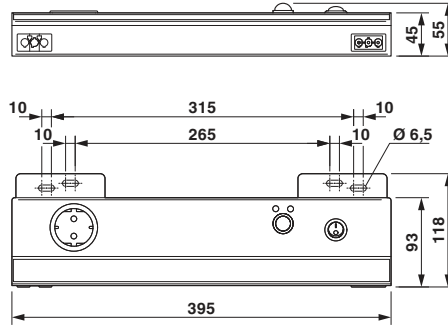
LED enclosure light - PLD E 706 W 395 F - 1319564

Schematic diagram




Type F socket

Dimensional drawing



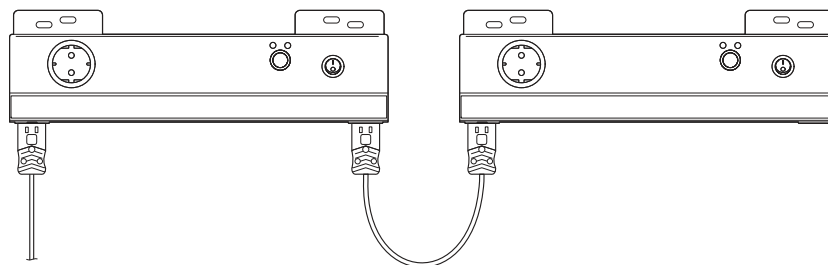
Dimensional drawing

Schematic diagram



Connection of a light

Schematic diagram



Series connection of two lights

Classifications

eCl@ss

eCl@ss 10.0.1	27182808
eCl@ss 11.0	27182808

LED enclosure light - PLD E 706 W 395 F - 1319564

Classifications

eCl@ss

eCl@ss 9.0	27189241
------------	----------

Accessories

Accessories

Power cable

Power cable - PLD E 608-CA-3,0/FS AM - 2702302



Power cable, 3-position, PVC, orange RAL 2004, free cable end, on Socket straight, cable length: 3 m

Power cable - PLD E 608-CA-MS/0,6/FS AM - 2702303



Power cable, 3-position, PVC, orange RAL 2004, Plug straight, coding: black, on Socket straight, cable length: 0.6 m