

This document is the property of Amphenol Corporation and is delivered on the express condition that it is not to be disclosed, reproduced or used, in whole or in part, for manufacture or sale by anyone other than Amphenol Corporation without its prior consent, and that no right is granted to disclose or to use any information in this document.

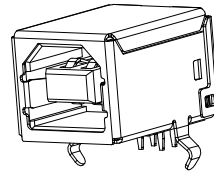
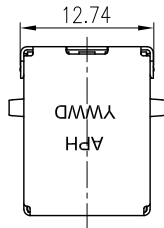
The marking on this product doesn't contain environmental hazardous materials per Material Specification SS-00259 for Sony GP compliant or per directive 2011/65/EU for RoHS compliant.



ORIGINAL

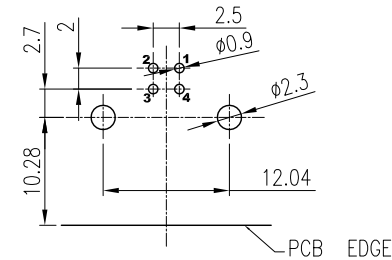
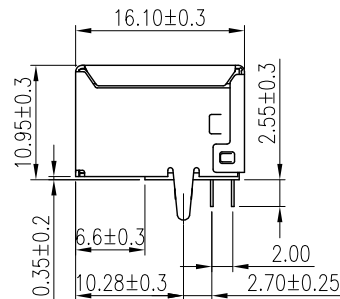
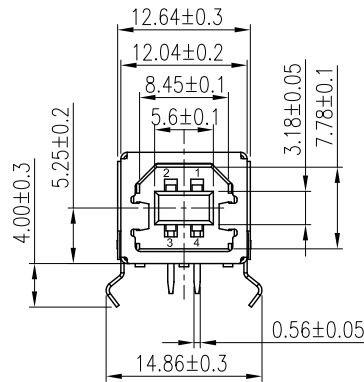


REVISIONS				
SYM	ECN No.	DESCRIPTION	DATE	APPROVED
A		RELEASE TO PRODUCTION	11/29/2007	Hank Hsu
B	NE-10214	NYLON 9T TRANSFER TO HTN	03/02/2011	Arron Lin
C	NE-11034	REDEFINE COLORS	03/15/2011	Arron Lin
D	NE-14167	UPDATE DRAWING	09/05/2014	Arron Lin
E	NE-16192	ADD 15u" GOLD & HTN BLACK OPTION, UPDATE D/C	08/23/2016	Arron Lin

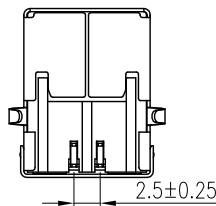


NOTES:

- HOUSING: THERMOPLASTIC; OPTIONS UL 94V-0, COLOR OPTION.
- CONTACT: COPPER ALLOY, SELECTIVE GOLD PLATED ON CONTACT, MATTE TIN PLATED 100u" THICKNESS MIN. ON SOLDERING TAIL, UNDER PLATED 50 u" THICKNESS MIN. OVERALL.
- SHELL: COPPER ALLOY, NICKEL PLATED 50u" THICKNESS MIN.
- THIS PRODUCT DOESN'T CONTAIN ENVIRONMENTAL HAZARDOUS MATERIALS PER DIRECTIVE 2011/65/EU FOR RoHS.
- MATERIAL PBT FOR WAVE SOLDERING PROCESS ONLY.



RECOMMENDED PCB LAYOUT (TOP VIEW)  
PCB THICKNESS: 1.60 (TOLERANCE: ±0.05mm)



PART NO: GSB221XORSXKEU

CONTACT FINISH	HOUSING
1 : FLASH GOLD	BLANK : HTN (IVORY)
2 : 30u" GOLD	1 : HTN (BLACK)
5 : 15u" GOLD	B : PBT (WHITE)

TOLERANCE	APPROVALS	DATE	TITLE	UNIT	SIZE	PART No.
X. ±0.30	DRAWN Debby Hung	08/23/2016	UNIVERSAL SERIAL BUS RECEPTACLE, SERIES B R/A, PCB MOUNT W/ REAR SHELL	mm	A3	GSB221XORSKEU
X.X ±0.20	CHECKED Roger Tsai	08/23/2016				
X.XXX ±0.10	APPROVED Arron Lin	08/23/2016				
ANGULAR ±1°	DWG TYPE CUST DWG	PROJECT CODE OTHER				
UNLESS OTHERWISE SPECIFIED			SCALE NA	SHEET 1 OF 2	DWG No. GSB221XORSKEU	REV. E

This document is the property of Amphenol Corporation and is delivered on the express condition that is not to be disclosed, reproduced or used, in whole or in part, for manufacture or sale by anyone other than Amphenol Corporation without its prior consent, and that no right is granted to disclose or to use any information in this document.

The marking on this product doesn't contain environmental hazardous materials per Material Specification 55-00259 for Sony GP compliant or per directive 2011/65/EU for RoHS compliant.

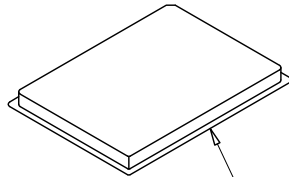
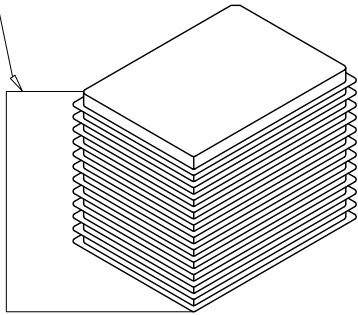


ORIGINAL

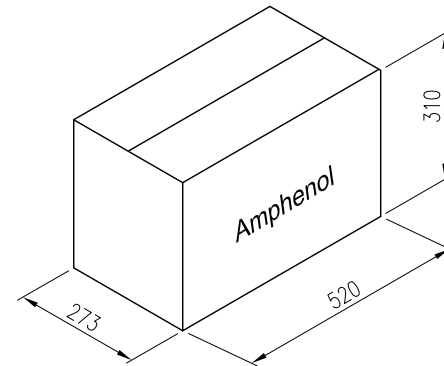
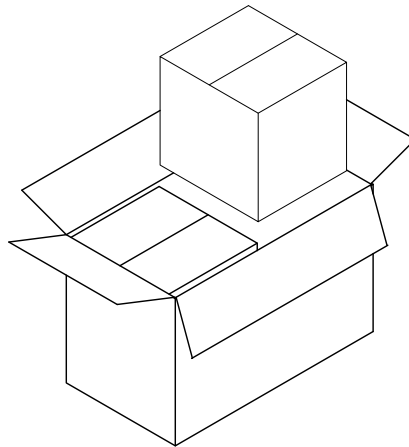
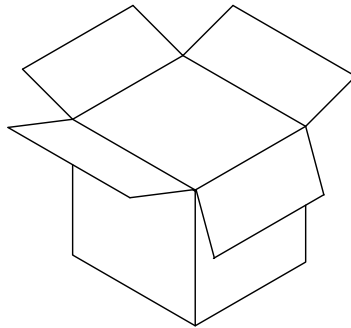


REVISIONS				
SYM	ECN No.	DESCRIPTION	DATE	APPROVED
A		RELEASE TO PRODUCTION	11/29/2007	Hank Hsu
B	NE-10214	NYLON 9T TRANSFER TO HTN	03/02/2011	Arron Lin
C	NE-11034	REDEFINE COLORS	03/15/2011	Arron Lin
D	NE-14167	UPDATE DRAWING	09/05/2014	Arron Lin
E	NE-16192	ADD 15u" GOLD & HTN BLACK OPTION, UPDATE D/C	08/23/2016	Arron Lin

15 PCS TRAY/CARTON



100 PCS/TARY



PACKAGING BY TRAY	14.3	11.1	100	30	3000
	G/W KG	N/W KG	PCS/TRAY	TRAYS/BOX	QUANTITY (PCS)

NOTES:

1. TRAY DIMENSION: 235 X 225 X 17.2 MM.

TOLERANCE	APPROVALS	DATE	TITLE			
X. ±0.30	DRAWN Debby Hung	08/23/2016	UNIVERSAL SERIAL BUS RECEPTACLE, SERIES B R/A, PCB MOUNT W/ REAR SHELL	 Amphenol Corporation Amphenol Taiwan Corporation		
X.X ±0.20	CHECKED Roger Tsai	08/23/2016				
X.XXX ±0.10	APPROVED Arron Lin	08/23/2016				
ANGULAR ±1°	DWG TYPE CUST DWG	PROJECT CODE OTHER		UNIT mm	SIZE A3	PART No. GSB221XORSKEU
UNLESS OTHERWISE SPECIFIED			SCALE NA	SHEET 2 OF 2	DWG No. GSB221XORSKEU	REV. E