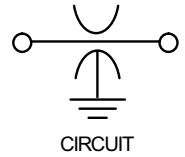
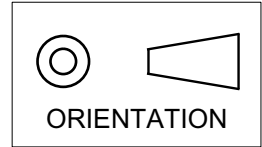


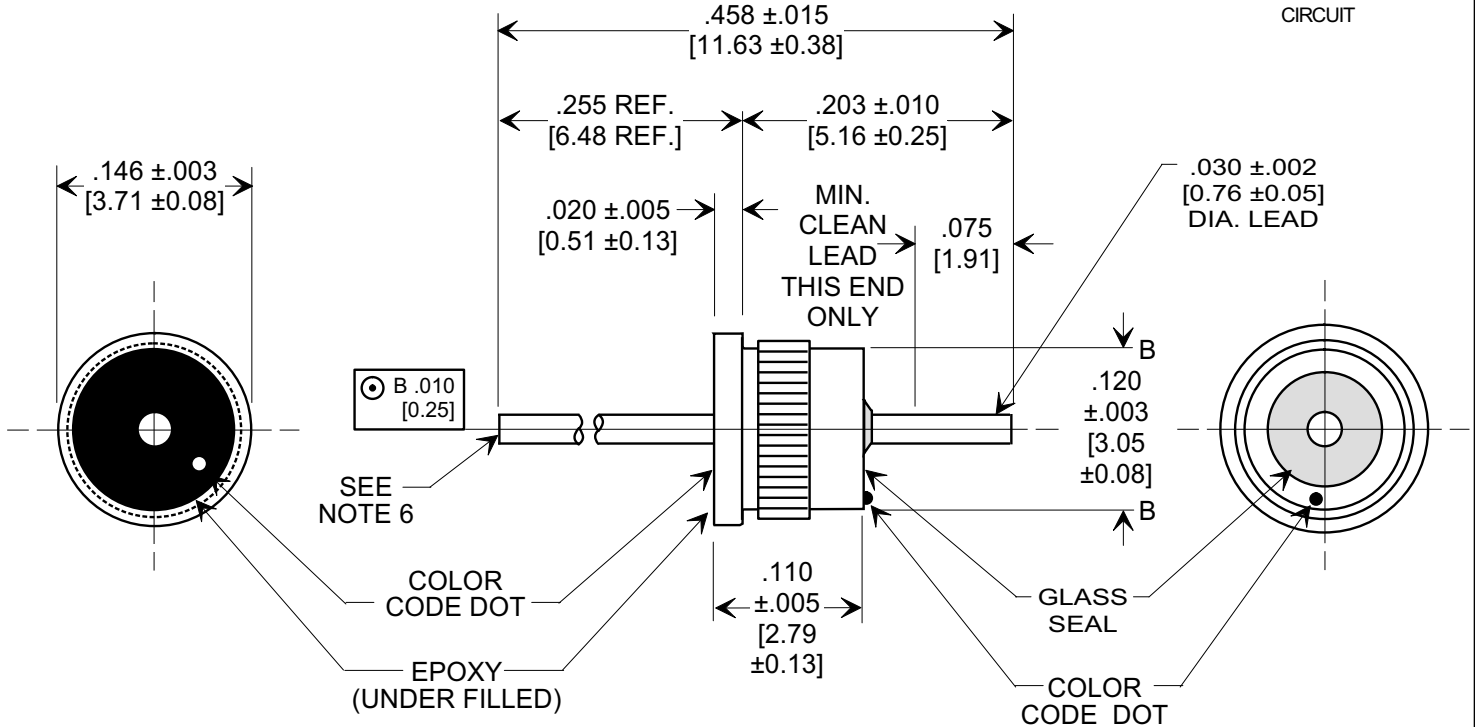
MARKETING SALES DRAWING

DIMENSIONS IN INCHES - DO NOT SCALE THIS DRAWING
DIMENSIONS IN METRIC - []

This drawing is the property of Tusonix, Inc., and may not be used, reproduced, published or disclosed to others without expressed authorization by Tusonix Inc.



Electrical Testing
per Tusonix standard
test plans and Mil-Std-202
Test Methods.



NOTES:

1. Operating temperature range -55° C to +125° C.
2. Gold plated case and lead.
3. Epoxy sealed on opposite end from glass seal.
4. Proper installation requires firm, steady pressure until flange is fully seated.
5. Recommended mounting hole: .128/.129 [3.25/3.28] dia.
6. End of lead indicated to be free of burrs.
7. Tusonix Standard part number: 4306-010.
 Tusonix RoHS compliant part number: 4306-010 LF.
 Customer must specify Standard or RoHS part number when ordering.
8. RoHS compliant part marked with additional green dot for identification.

Cx (pF)	TOL.	DC WORKING VOLTAGE		DC CURRENT (AMPS)	I.R. MIN.	D.W.V.	MIN. NO LOAD INSERTION LOSS (dB) @ 25° C PER MIL-STD-220					COLOR CODE
		85°C	125°C				1 MHz	10 MHz	100 MHz	1GHz	10 GHz	
10,000	GMV	50	50	5	10 G Ω	125 VDC	4	21	35	50	60	BLACK

REVISION RECORD Original Release C.O. ECO-370	A	--TOLERANCES-- Unless Otherwise Specified	Title PRESS-IN EMI FILTER	
			DECIMAL ±	Drawn S.M. 10-22-08 Scale 7 X
		ANGLES ±	Approved T.C. 10-22-08	
		TUSONIX TUCSON, ARIZONA	A	4306-010