




PIDG

TE Internal #: 640905-1

Quick Disconnects, Receptacle, 16 – 14 AWG Wire Size, 1.04 – 2.62 mm² Wire Size, 2050 – 5180 CMA Wire Size, Mating Tab Width 6.35 mm [.25 in], PIDG

[View on TE.com >](#)

Terminals & Splices > Quick Disconnects > PIDG FASTON Receptacle Quick Disconnects



Quick Disconnect Terminal Type: **Receptacle**

Wire Size: **2050 – 5180 CMA**

Mating Tab Width: **6.35 mm [.25 in]**

[All PIDG FASTON Receptacle Quick Disconnects \(21\)](#)

Features

Product Type Features

Terminal Features	Wire Stop
Insertion Force	Normal

Electrical Characteristics

Voltage Rating	300 V
----------------	-------

Body Features

Insulation Material	Nylon
---------------------	-------

Contact Features

Quick Disconnect Terminal Type	Receptacle
Mating Tab Width	6.35 mm [.25 in]
Mating Tab Thickness	.81 mm [.032 in]
Terminal Orientation	Straight
Contact Base Material	Brass
Terminal Plating Material	Tin
Crimp Type	Compression



Barrel Type	Closed
-------------	--------

Termination Features

Product Terminates To	Wire & Cable
-----------------------	--------------

Mechanical Attachment

Wire Insulation Support	With
-------------------------	------

Mating Retention Type	Dimple
-----------------------	--------

Dimensions

Terminal Material Thickness	.46 mm[.018 in]
-----------------------------	-----------------

Product Length	22.9 mm[.9 in]
----------------	----------------

Compatible Insulation Diameter Range	4.32 mm[.17 in]
--------------------------------------	-----------------

Wire Size	2050 – 5180 CMA
-----------	-----------------

Usage Conditions

Insulation Option	Partially Insulated
-------------------	---------------------

Operating Temperature Range	105 °C[221 °F]
-----------------------------	----------------

Industry Standards

Agency/Standard	CSA, RU (UL Component Program)
-----------------	--------------------------------

Packaging Features

Packaging Quantity	1000
--------------------	------

Packaging Method	Loose Piece
------------------	-------------

Other

Barrel Color	Blue
--------------	------

Product Compliance

[For compliance documentation, visit the product page on TE.com>](#)

EU RoHS Directive 2011/65/EU	Compliant
------------------------------	-----------

EU ELV Directive 2000/53/EC	Compliant
-----------------------------	-----------

China RoHS 2 Directive MIIT Order No 32, 2016	No Restricted Materials Above Threshold
---	---

EU REACH Regulation (EC) No. 1907/2006	Current ECHA Candidate List: JUNE 2023 (235) Candidate List Declared Against: JAN 2023 (233) Does not contain REACH SVHC
--	--

Halogen Content	Low Halogen - Br, Cl, F, I < 900 ppm per
-----------------	--



homogenous material. Also BFR/CFR/PVC Free

Solder Process Capability

Not applicable for solder process capability

Product Compliance Disclaimer

This information is provided based on reasonable inquiry of our suppliers and represents our current actual knowledge based on the information they provided. This information is subject to change. The part numbers that TE has identified as EU RoHS compliant have a maximum concentration of 0.1% by weight in homogenous materials for lead, hexavalent chromium, mercury, PBB, PBDE, DBP, BBP, DEHP, DIBP, and 0.01% for cadmium, or qualify for an exemption to these limits as defined in the Annexes of Directive 2011/65/EU (RoHS2). Finished electrical and electronic equipment products will be CE marked as required by Directive 2011/65/EU. Components may not be CE marked. Additionally, the part numbers that TE has identified as EU ELV compliant have a maximum concentration of 0.1% by weight in homogenous materials for lead, hexavalent chromium, and mercury, and 0.01% for cadmium, or qualify for an exemption to these limits as defined in the Annexes of Directive 2000/53/EC (ELV). Regarding the REACH Regulation, the information TE provides on SVHC in articles for this part number is based on the latest European Chemicals Agency (ECHA) 'Guidance on requirements for substances in articles' posted at this URL: <https://echa.europa.eu/guidance-documents/guidance-on-reach>

Compatible Parts

TE Part # 58433-3
PRO CR ASSY, RBY IS9252

TE Part # 58423-1
DIE, RBY IS9252

TE Part # 47387-7
DAHT PG PIDG 16-12 ASSY

TE Part # 59824-1
TETRA-CRIMP PIDG PG FASTON 22-10 ASSY

TE Part # 90009-8
DAHT PIDG FASTON 16-14 ASSY

TE Part # 1SET191002R0000
TET CRIMP-HT

Also in the Series | PIDG

Compression Connectors(17)

Crimp Terminal Housings(1)

Crimp Wire Pins, Tabs & Ferrules(40)

Hand Crimping Tools(2)



Knife Disconnects(11)



PCB Terminals(9)



Quick Disconnects(49)



Ring Terminals & Spade Terminals(861)





Special Purpose Terminals(1)



Splices(47)

Customers Also Bought

TE Part #66024-2
TAB, PIDG TERMI-BK 16-14TE Part #62109-2
250 FASTON REC 18-14 AWG TPBRTE Part #1-1393143-5
27E152=SOCKET, R10, ASSY, W/BRKTE Part #2176080-2
EP 9W 15R 5%TE Part #3-1879353-9
RR02 5% 160K AMMOTE Part #640919-1
RECEPT, PIDG FASTON 16-14 187TE Part #CB5383-000
SST-48-20/226TE Part #EH0600-000
HL-SOLDER-SLV-REFLECTOR

Documents

Product Drawings

[RECEPT, PIDG FASTON 16-14 250](#)

English

CAD Files

[3D PDF](#)

English

[Customer View Model](#)

[ENG_CVM_640905-1_N1.2d_dxf.zip](#)



English

Customer View Model

[ENG_CVM_640905-1_N1.3d_igs.zip](#)

English

Customer View Model

[ENG_CVM_640905-1_N1.3d_stp.zip](#)

English

[3D PDF](#)

3D

Customer View Model

[ENG_CVM_CVM_640905-1_N.2d_dxf.zip](#)

English

Customer View Model

[ENG_CVM_CVM_640905-1_N.3d_igs.zip](#)

English

Customer View Model

[ENG_CVM_CVM_640905-1_N.3d_stp.zip](#)

English

By downloading the CAD file I accept and agree to the [Terms and Conditions](#) of use.

Datasheets & Catalog Pages

[PIDG_FASTON](#)

English

[Ultra-Fast and Ultra Fast Plus](#)

English

[PIDG TERMINALS & SPLICES Quick Reference Guide](#)

English

Product Specifications

[Application Specification](#)

English

Product Environmental Compliance

[Product Compliance Document](#)

English

[Product Compliance Document](#)

English

Agency Approvals

[UL Report](#)

English