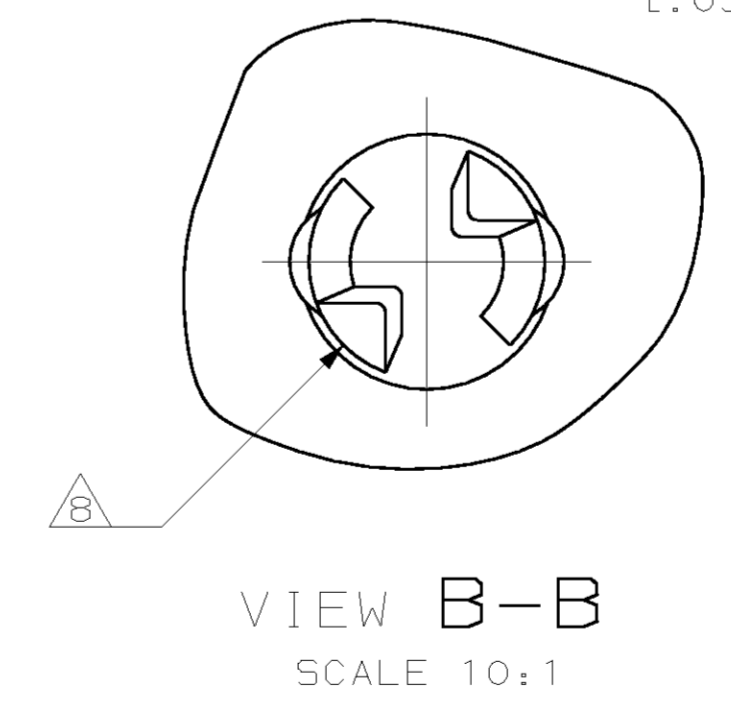
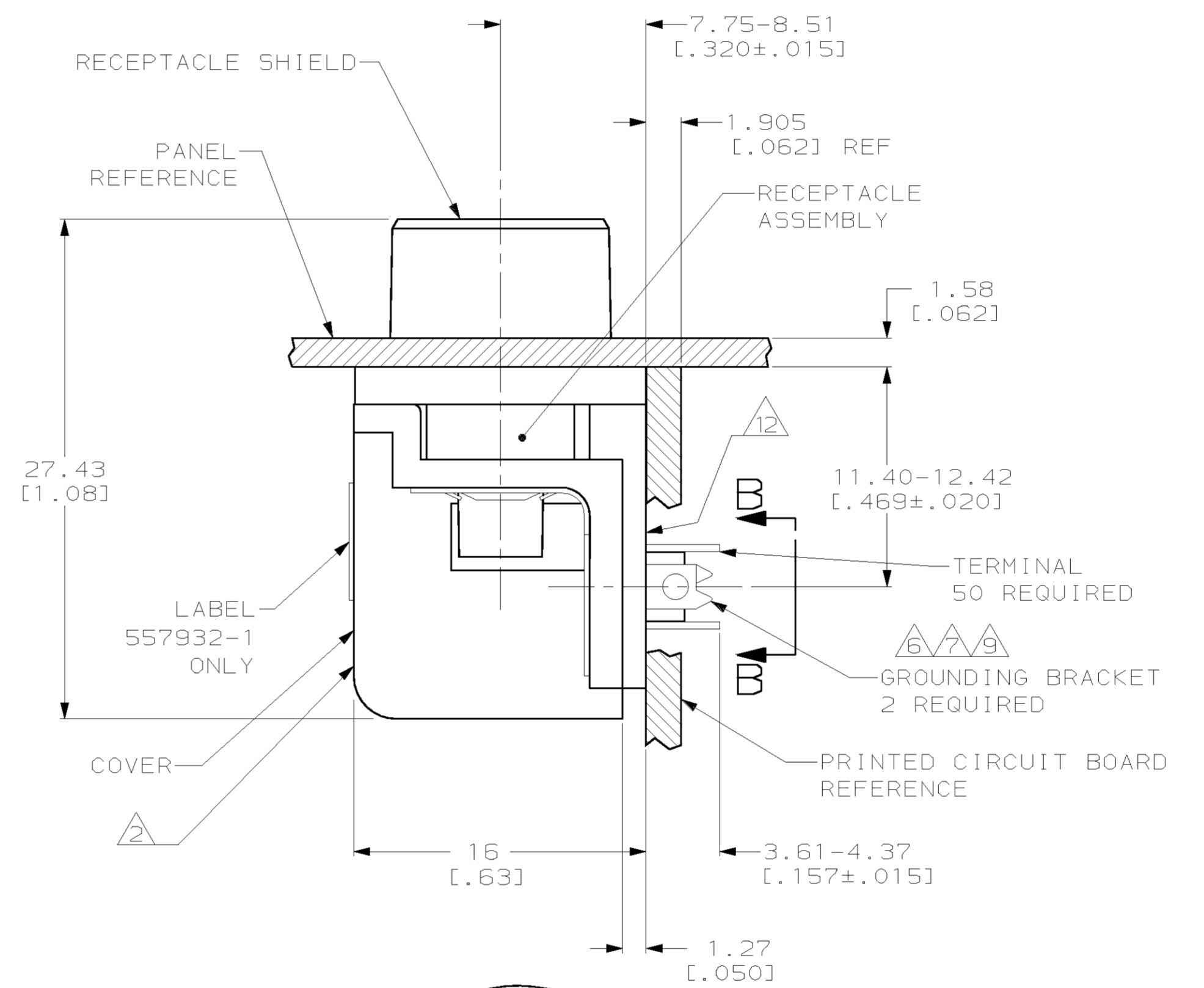
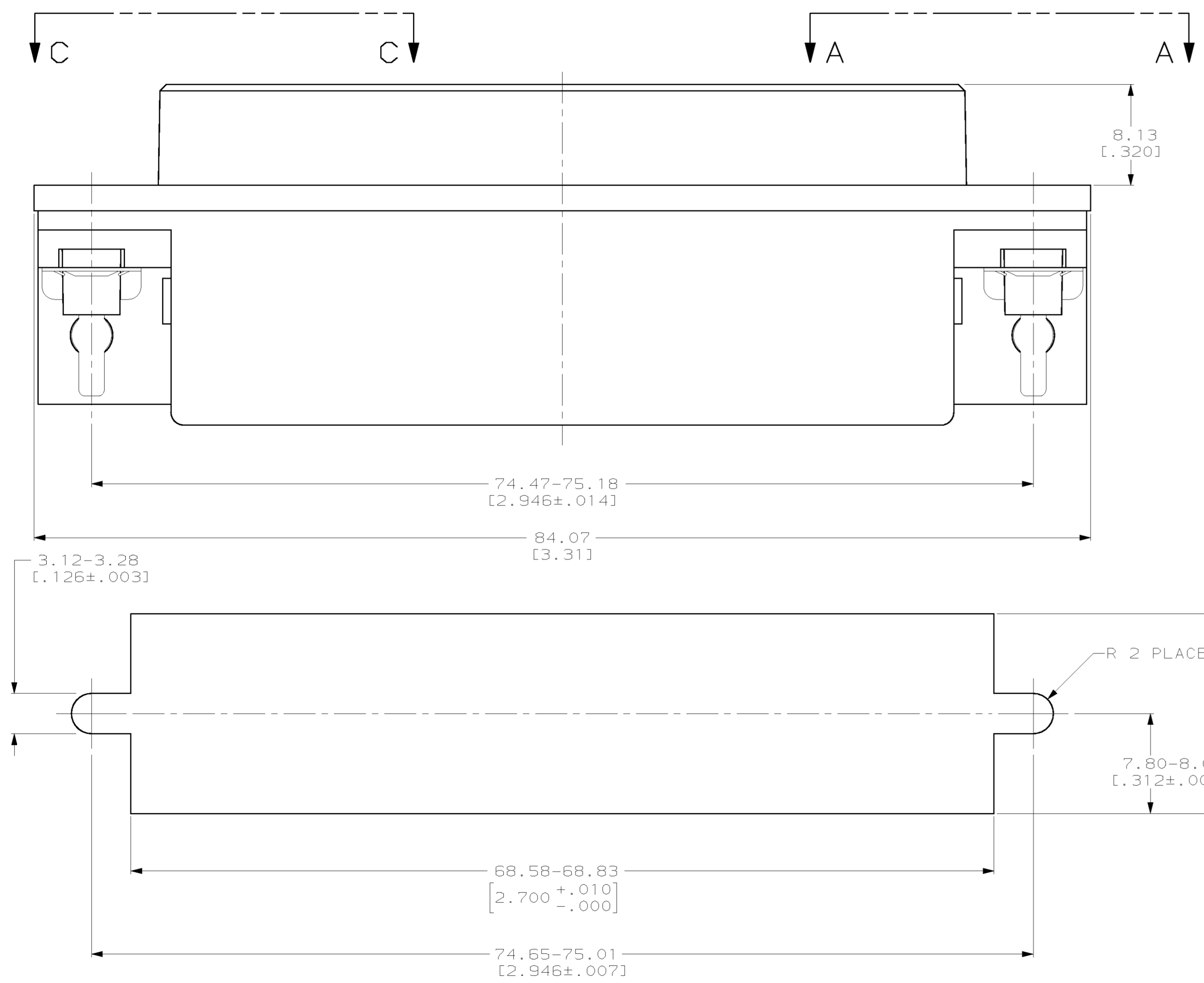
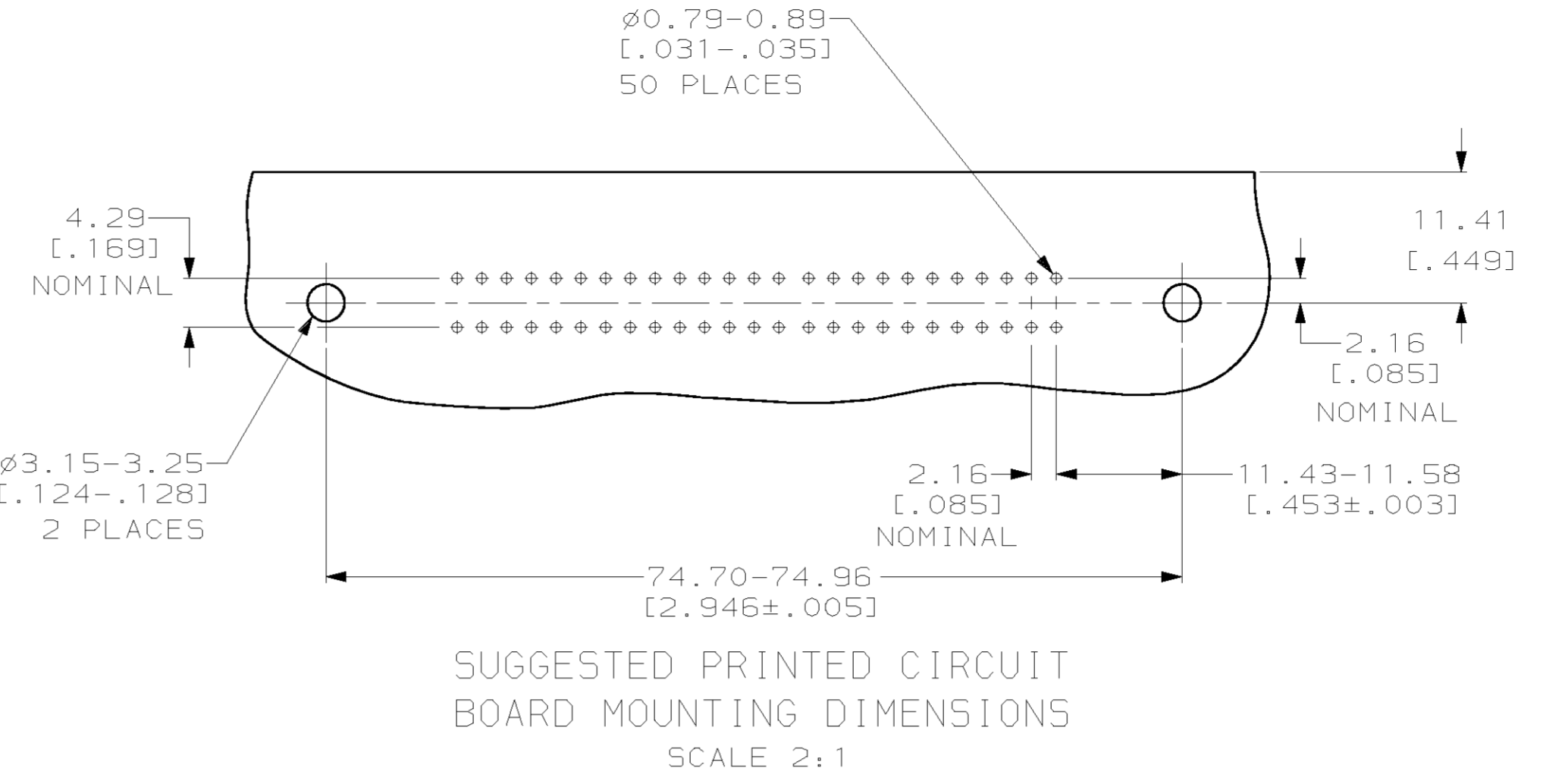
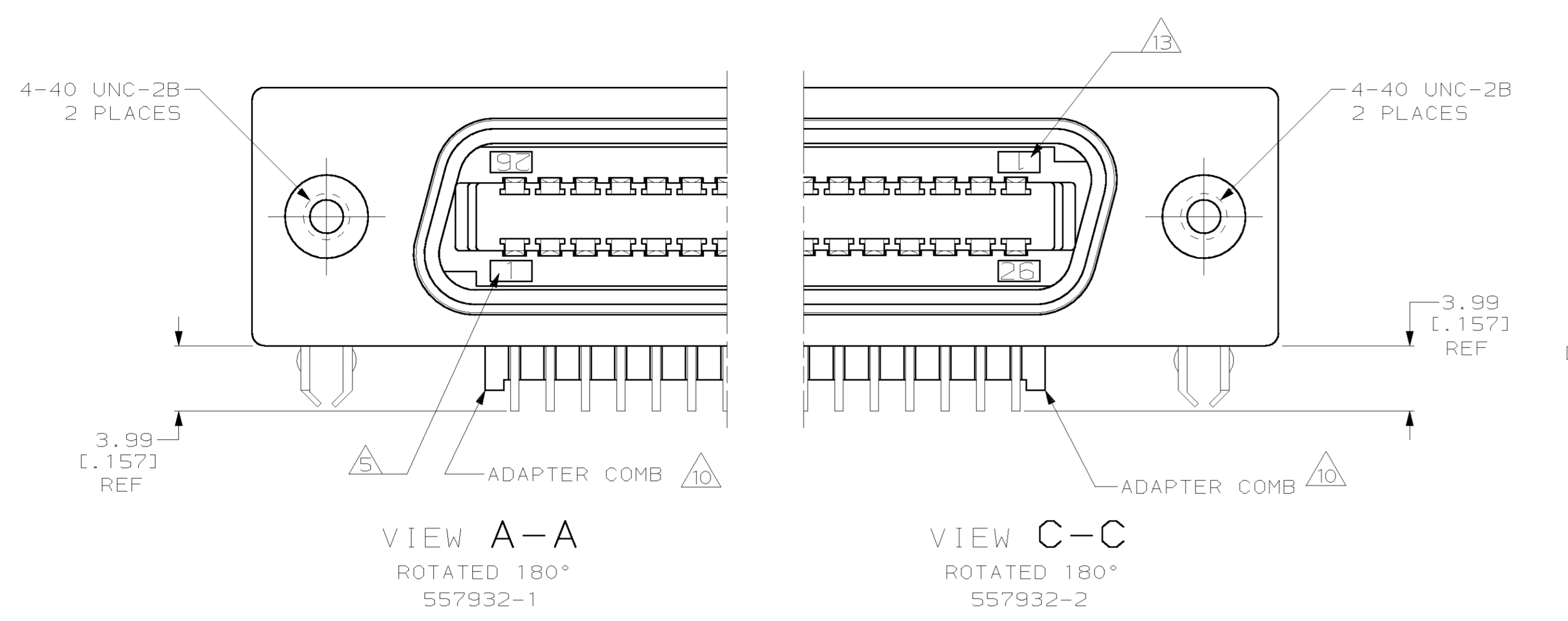


LOC	DIST	REVISIONS				
		REV	DESCRIPTION	DATE	OWN	APPROV
AA	20	D	REVISED PER EC 0515-0142-03	05MAY03	DD	RM



- 1 MATERIAL: SUPPORT PLATE, POLYESTER, NATURAL (OR EQUIVALENT); HOUSING AND ADAPTER COMB - POLYESTER, BLACK. RECEPTACLE SHIELD - BRIGHT NICKEL OVER COPPER PLATED ZINC. TERMINALS - PHOS BRONZE PLATED WITH 0.76µm [.000030] MINIMUM GOLD ON MATING SURFACE AND 3.05µm [.000120] MINIMUM MATTE TIN-LEAD ON TAILS 1.27µm [.000050] MINIMUM NICKEL UNDERPLATE OVER ENTIRE TERMINAL. GROUND BRACKET - TIN-LEAD PLATED CARBON STEEL.
- 2 COVER - POLYESTER, NATURAL, (OR EQUIVALENT), PLATED MATTE COPPER 3.81µm [.000150] MINIMUM THICK, BENEATH MATTE NICKEL PLATE, 3.81µm [.000150] MINIMUM THICK.
- 3. CENTER TO CENTER SPACING OF TERMINALS IS 2.16 [.085] NOMINAL.
- 4 ALL DIMENSIONS SHOWN ARE MAXIMUM UNLESS OTHERWISE SPECIFIED.
- 5 TERMINAL 1 LOCATED IN THIS ROW FOR REVERSE ORIENTATION. SEE VIEW A-A.
- 6 GROUNDING BRACKET RETAINS CONNECTOR IN 1.57 [.062] THICK PC BOARD WITHOUT ADDITIONAL HARDWARE.
- 7 GROUNDING BRACKET LOCATES CONNECTOR FLUSH WITH TOP OF PC BOARD AND SPRING LOCKS BENEATH.
- 8 CYLINDRICAL SHAPE OFFERS 180° OF SOLDERING SURFACE.
- 9 SURFACE AREA OF GROUNDING BRACKET BELOW PC BOARD SHALL PASS SOLDERABILITY REQUIREMENTS IN ACCORDANCE WITH TYCO SPECIFICATION 109-11-2. DISCOLORATION, SCRATCHES, SPOTS AND OTHER COSMETIC DEFICIENCIES TYPICAL OF BARREL PLATING PROCESSES ARE ACCEPTABLE PROVIDING PARTS PASS 24 HOUR EXPOSURE AT 95% RH AT 40°C WITHOUT EVIDENCE OF CORROSION.
- 10 IF TERMINALS DO NOT EXTEND BELOW COMB, SHALL BE PARTIALLY RETRACTED BEFORE INSERTING CONNECTOR INTO PC BOARD.
- 11. THE CONTACT SURFACES OF THE TERMINALS ARE COATED WITH LUBRICANT.
- 12 SUPPORT PLATE (UNPLATED).
- 13 TERMINAL 1 LOCATED IN THIS ROW FOR STANDARD ORIENTATION. SEE VIEW C-C.

DESCRIPTION	PART NUMBER
STANDARD ORIENTATION, VIEW C-C	557932-2
REVERSE ORIENTATION, VIEW A-A	557932-1

THIS DRAWING IS A CONTROLLED DOCUMENT.

DWN JOEL H. WOOTEN 31-MAR-93	AMP Incorporated Harrisburg, PA 17105-3608
CHK C. WHITT 05-APR-93	
APP'D R. FLAHERTY 08-APR-93	NAME RECEPTACLE ASSEMBLY, SHIELDED, RIGHT ANGLE, 50 POSITION, BOARD LOCK, PLATED COVER, AND SCREW LOCK, CHAMP®
PRODUCT SPEC	APPLICATION SPEC
SIZE A1	CAGE CODE 000779
WEIGHT	DRAWING NO 557932
CUSTOMER DRAWING	SCALE 4:1 SHEET 1 OF 1 REV D