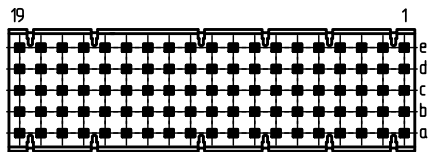
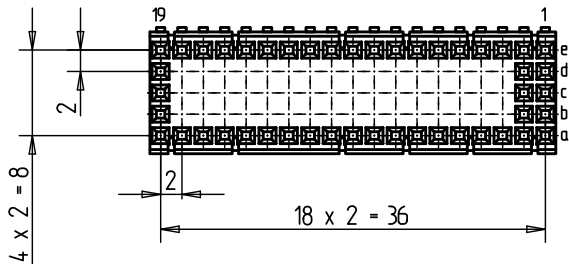


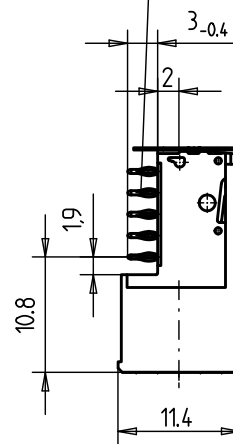
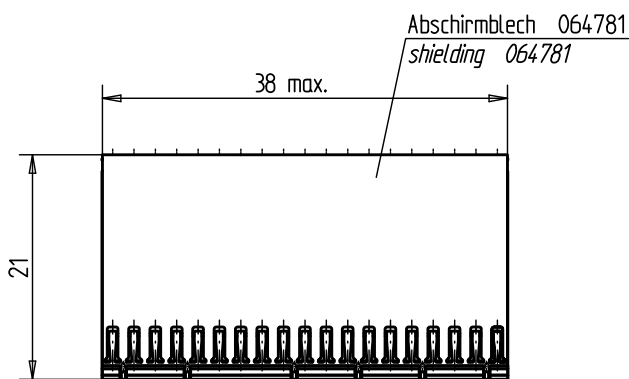
Bestückungsplan - *contact layout*



■ = bestückt - assemble

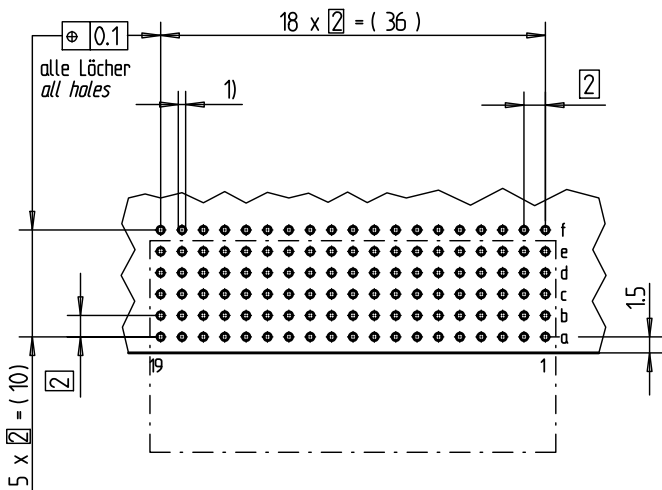


EE-Zone für durchkontaktierte Löcher  $\varnothing 0.6 \pm 0.05$   
 Compliant zone for thru hole  $\varnothing 0.6 \pm 0.05$



Lochbild für Leiterplatte (Bestückungsseite)

Board hole pattern (Component mounting side)



- 1)  $\varnothing 0.6 \pm 0.05$  Durchmesser des metallisierten Loches  
 $\varnothing 0.6 \pm 0.05$  Diameter of finished plated-through hole
- $\varnothing 0.7 \pm 0.02$  Bohrungsdurchmesser des Loches  
 $\varnothing 0.7 \pm 0.02$  Diameter of drilled hole

Schichtaufbau im metallisierten Loch siehe Zeichnung 114406

Metal plating of plated-through hole see drawing 114406

Fehlende Masse und Angaben nach IEC 61076-4-101  
 Missing information and dimensions per IEC 61076-4-101

Bedruckung siehe Zeichnung 401194  
 Marking see drawing 401194

Consider protection memo from DIN 34	Information: Abschirmblech oben montiert / shielding mounted on top BA 2	Tolerances All Dimensions in mm	Scale 2:1
	All rights reserved. Only for information. To insure that this is the latest version of this drawing, please contact one of the ERNI companies before using.	Subject to modification without prior notice. Drawing will not be updated.	Designation ERmet Federleiste B 19 ERmet Female Type B 19
a Index	03.09.2008 Date	ERNI www.ERNI.com	354146 ERMB19
M:00066577.SZA		1	