

#### Non-Magnetic Crimp Plugs, Series 90, High Density Connectors (NASA Qualified)

#### Connector Material and Finish

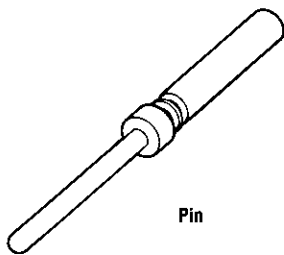
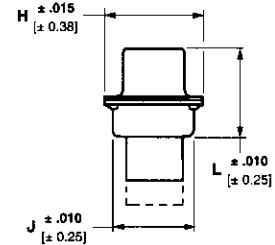
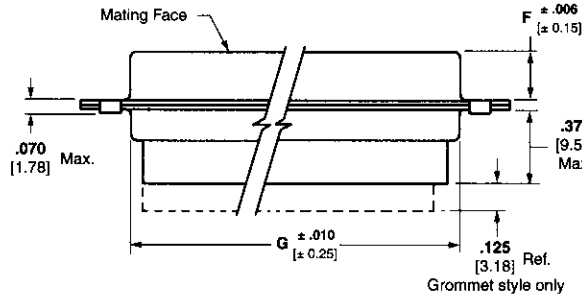
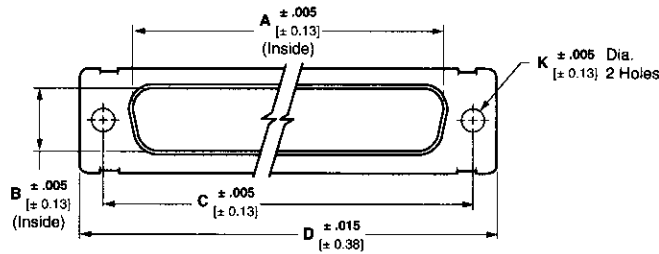
**Shell** — Brass, gold plated  
**Insert** — Approved material per MIL-DTL-24308

**Retention Clips** — Copper alloy

#### Related Product Data

Cavity Identification — page 5127  
**Mounting, Mating Specifications** — page 5143

**Accessories** — pages 5148-5150



Pin

#### Non-Magnetic Plugs per NASA Specification

Wire Size Range	AMP Part No. / NASA No.
22-28 0.4-0.08	204370-8 G-08-P1
26-28 0.15-0.08	206495-3

Max. insulation diameter .054 [1.38]  
Hand tool AMP Part Number 601966-1 or MIL Part Number M22520/2-01  
Positioner AMP Part Number 601966-6 or MIL Part Number M22520/2-09

#### Contact Material and Finish

Copper alloy, .000050-.000100  
[0.00127-.00254] thick gold plate over  
.000100-.000150 [0.0254-.00381]  
thick copper underplate

No. of Contact Pos. (Shell Size)	Dimensions										NASA No.	AMP Part No.
	A	B	C	D	F	G	H	J	L	K		
15 (1)	.666	.329	.984	1.213	.235	.759	.494	.422	.422	.154	311P407-1P-B-15	206498-1
	16.92	8.36	24.99	30.81	5.97	19.28	12.55	10.72	10.72	3.91		
26 (2)	.994	.329	1.312	1.541	.235	1.083	.494	.422	.422	.154	311P407-2P-B-15	206500-1
	25.25	8.36	33.32	39.14	5.97	27.51	12.55	10.72	10.72	3.91		
44 (3)	1.534	.329	1.852	2.088	.230	1.625	.494	.422	.426	.154	311P407-3P-B-15	206063-2
	38.96	8.36	47.04	53.04	5.84	41.3	12.55	10.72	10.82	3.91		
62 (4)	2.182	.329	2.500	2.729	.230	2.272	.494	.422	.426	.154	311P407-4P-B-15	206502-1
	55.42	8.36	63.5	69.32	5.84	57.7	12.55	10.72	10.82	3.91		
78 (5)	2.079	.441	2.406	2.635	.230	2.178	.605	.534	.426	.154	311P407-5P-B-15	206504-1
	52.81	11.20	61.11	66.93	5.84	57.7	15.37	13.56	10.82	3.91		
104 (6)	2.212	.503	2.500	2.729	.230	2.302	.668	.596	.426	.154	311P407-6P-B-15	206066-2
	56.18	12.78	63.5	69.32	5.84	58.47	16.97	15.14	10.82	3.91		

#### Non-Magnetic Plugs With Silicone Rubber Rear Grommet<sup>1</sup>

No. of Contact Pos. (Shell Size)	Dimensions										AMP Part No.
	A	B	C	D	F	G	H	J	K	L	
15 (1)	.666	.329	.984	1.213	.235	.759	.494	.422	.120	.422	211673-4
	16.92	8.36	24.99	30.81	5.97	19.28	12.55	10.72	3.05	10.72	
26 (2)	.994	.329	1.312	1.541	.235	1.083	.494	.422	.120	.422	211674-4
	25.25	8.36	33.32	39.14	5.97	27.51	12.55	10.72	3.05	10.72	
44 (3)	1.534	.329	1.852	2.088	.230	1.625	.494	.422	.120	.426	211675-4
	38.96	8.36	47.04	53.04	5.84	41.3	12.55	10.72	3.05	10.82	
62 (4)	2.182	.329	2.500	2.729	.230	2.272	.494	.422	.120	.426	211676-4
	55.42	8.36	63.5	69.32	5.84	57.7	12.55	10.72	3.05	10.82	
78 (5)	2.079	.441	2.406	2.635	.230	2.178	.605	.534	.120	.426	211677-4
	52.81	11.20	61.11	66.93	5.84	55.32	15.37	13.56	3.05	10.82	
104 (6)	2.212	.503	2.500	2.729	.230	2.302	.668	.596	.120	.426	211678-4
	56.18	12.78	63.5	69.32	5.84	58.47	16.97	15.14	3.05	10.82	

<sup>1</sup> Grommet provided for cable strain relief.



Pin and Socket  
Insertion/Extraction Tool

AMP Part Number 91067-1 or MIL Part Number M81969/1-04

Insertion tip, for replacement Part Number 126237-1

Extraction tip, for replacement Part Number 126195-2