

HC-B 16-A-UT-PER-F

Order No.: 1648090



<http://eshop.phoenixcontact.de/phoenix/treeViewClick.do?UID=1648090>

HEAVYCON terminal adapter female insert, B16 series, 16-pos., left protective conductor connection for the right side of the control cabinet, screw connection.

Commercial data

GTIN (EAN)	 4 017918 969738
Note	Made-to-order
sales group	D004
Pack	5 pcs.
Customs tariff	85366990
Catalog page information	Page 467 (PC-2009)

Product notes

WEEE/RoHS-compliant since:
01/10/2008



<http://www.download.phoenixcontact.com>
Please note that the data given here has been taken from the online catalog. For comprehensive information and data, please refer to the user documentation. The General Terms and Conditions of Use apply to Internet downloads.

Technical data

Electrical characteristics

Note	For HEAVYCON ADVANCE panel mounting flange and HEAVYCON panel mounting base of type B16. Plug-in connections may only be operated only when there is no load/voltage.
Number of positions	16

Connection in acc. with standard	IEC / EN
Rated voltage (III/3)	500 V
Rated surge voltage	6 kV
Rated current	16 A

Mechanical characteristics

Design	B16
Screw thread	M3
Connection method	Screw connection
Tightening torque	0.5 Nm ... 0.8 Nm
Stripping length of the individual wire	12 mm
Conductor cross-section	0.5 mm ² ... 2.5 mm ²
Connection cross-section AWG	20 ... 14

General characteristics

Contact material	Copper alloy
Contact surface material	Ag
Contact carrier material	PA
Pollution degree	3
Surge voltage category	III
Inflammability class acc. to UL 94	V0
Connection in acc. with standard	IEC / EN
Ambient temperature (operation)	-40 °C ... 125 °C
Assembly instructions	Coding also using the CP-HC (1686478) coding profiles. HC-B6../ HC-B10..for two coding profiles. HC-B16../ HC-B24..for four coding profiles.

Certificates / Approvals



Certification

CSA, CUL, UL

Accessories

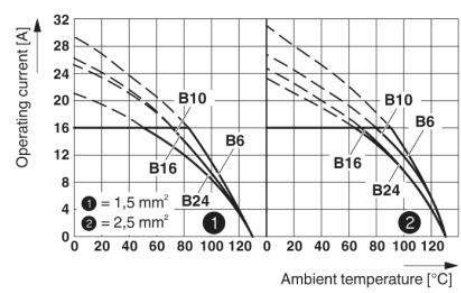
Item	Designation	Description
Assembly		
1775240	HC-KA-FE	Foot element, for mounting on DIN rail NS 32, DIN rail NS 35/7.5 or DIN rail NS 35/15, can be inserted between basic and side element
1660083	HC-VSH	Locking screw barrel, for a firm connection of contact inserts and DIN-rail mountable terminal adapters

General		
1644326	HC-B-3PE	PE multiplier, for three PE connections, for HC-B (besides HC-B..E..ZZ) / HC-BB / HC-DD / HC-D40 / HC-D64 contact inserts
1604997	HC-B-PES	PE screw, for contact inserts HC-B / HC-BB / HC-DD / HC-D40 / HC-D64
1772722	HC-CB	Coding pin, prevents mismatching of up to six plug connectors with an identical number of positions
1676860	HC-CBU	Keying socket for coding up to 16 plug connectors
1676857	HC-CST	Keying peg for coding up to 16 plug connectors

Plug/Adapter		
1686478	CP-HC	Keying profile, 4-section, for pushing into the keying grooves

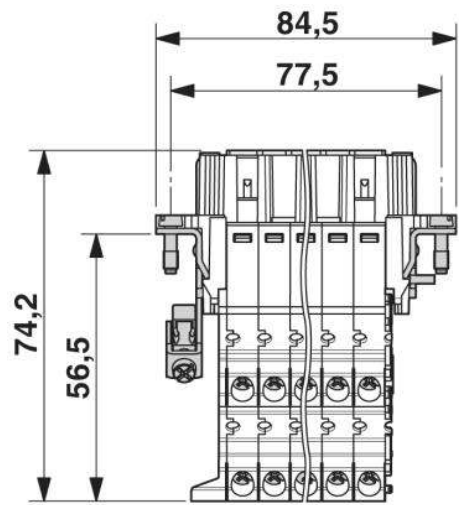
Diagrams/Drawings

Diagram

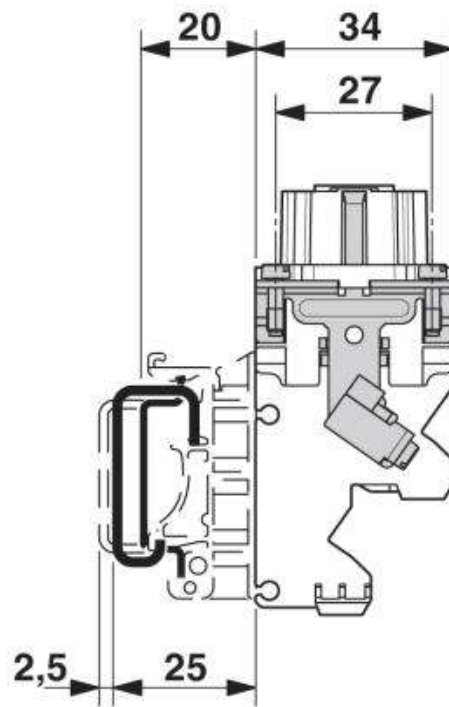


Derating diagram

Dimensioned drawing



Connection side



Side view

Address

PHOENIX CONTACT Deutschland GmbH
Flachmarktstr. 8
32825 Blomberg, Germany
Phone +49 5235 3 12000
Fax +49 5235 3 41200
<http://www.phoenixcontact.de>



© 2010 Phoenix Contact
Technical modifications reserved;