

# ZB5AZ1044

Complete body/contact assembly, Harmony XB5, XB4, single contact block with body/fixing collar 2NC plug in connector



## Main

Range of Product	Harmony XB5
Product or Component Type	Complete body/contact assembly
Device short name	ZB5
Fixing collar material	Plastic
Sale per indivisible quantity	1
Head type	Standard
Contacts type and composition	2 NC
Contact operation	Slow-break
Contact block type	Single
Connections - terminals	Plug-in connector

## Complementary

CAD overall width	1.18 in (30 mm)
CAD overall height	1.65 in (42 mm)
CAD overall depth	1.26 in (32 mm)
Terminals description ISO n°1	(11-12)NC
Net Weight	0.06 lb(US) (0.026 kg)
Device Composition	Fixing collar Body
Contacts usage	Standard contacts
Positive opening	With EN/IEC 60947-5-1 appendix K
Operating travel	0.06 in (1.5 mm) NC changing electrical state) 0.17 in (4.3 mm) total travel)
Mechanical durability	10000000 cycles
Contacts material	Silver alloy (Ag/Ni)
Short-circuit protection	4 A cartridge fuse gG EN/IEC 60947-5-1
[Ith] conventional free air thermal current	10 A EN/IEC 60947-5-1
[Ui] rated insulation voltage	250 V 3)EN 60947-1
[Uimp] rated impulse withstand voltage	4 kV EN 60947-1
[Ie] rated operational current	3 A 240 V, AC-15, A300 EN/IEC 60947-5-1 6 A 120 V, AC-15, A300 EN/IEC 60947-5-1 0.1 A 250 V, DC-13, R300 EN/IEC 60947-5-1 0.22 A 125 V, DC-13, R300 EN/IEC 60947-5-1
Electrical durability	1000000 Cycles, AC-15, 1 A 230 V 3600 cyc/h 0.5 EN/IEC 60947-5-1 appendix C 1000000 Cycles, AC-15, 1.5 A 120 V 3600 cyc/h 0.5 EN/IEC 60947-5-1 appendix C 1000000 Cycles, AC-15, 3 A 24 V 3600 cyc/h 0.5 EN/IEC 60947-5-1 appendix C 1000000 Cycles, DC-13, 0.15 A 110 V 3600 cyc/h 0.5 EN/IEC 60947-5-1 appendix C 1000000 cycles, DC-13, 0.4 A 24 V 3600 cyc/h 0.5 EN/IEC 60947-5-1 appendix C
Electrical reliability	$\Lambda < 10\exp(-6)$ 5 V, 1 mA in clean environment EN/IEC 60947-5-4 $\Lambda < 10\exp(-8)$ 17 V, 5 mA in clean environment EN/IEC 60947-5-4

The information provided in this documentation contains general descriptions and/or technical characteristics of the performance of the products contained herein. This documentation is not intended as a substitute for and is not to be used for determining suitability or reliability of these products for specific user applications. It is the duty of any such user or integrator to perform the appropriate and complete risk analysis, evaluation and testing of the products with respect to the relevant specific application or use thereof. Neither Schneider Electric Industries SAS nor any of its affiliates or subsidiaries shall be responsible or liable for misuse of the information contained herein.

## Environment

Protective treatment	TH
Ambient Air Temperature for Storage	-40...158 °F (-40...70 °C)
Ambient Air Temperature for Operation	-40...158 °F (-40...70 °C)
IP degree of protection	IP20 IEC 60529
Standards	EN/IEC 60947-1 EN/IEC 60947-5-1 CSA C22.2 No 14 JIS C8201-5-1 UL 508 EN/IEC 60947-5-4 JIS C8201-1
Product Certifications	UL BV GL CSA LROS (Lloyds register of shipping) DNV
Vibration resistance	5 gn 2...500 Hz)IEC 60068-2-6
Shock resistance	30 gn 18 ms) half sine wave acceleration IEC 60068-2-27 50 gn 11 ms) half sine wave acceleration IEC 60068-2-27

## Ordering and shipping details

Category	22469-PUSHBUTTON,22MM ACCESSORIES-NEW
Discount Schedule	CS2
GTIN	3389110925739
Nbr. of units in pkg.	1
Package weight(Lbs)	0.92 oz (26.0 g)
Returnability	No
Country of origin	FR

## Packing Units

Unit Type of Package 1	PCE
Package 1 Height	2.13 in (5.4 cm)
Package 1 width	1.34 in (3.4 cm)
Package 1 Length	1.73 in (4.4 cm)

## Offer Sustainability

Sustainable offer status	Green Premium product
California proposition 65	WARNING: This product can expose you to chemicals including: Di-isodecyl phthalate (DIDP), which is known to the State of California to cause birth defects or other reproductive harm. For more information go to <a href="http://www.P65Warnings.ca.gov">www.P65Warnings.ca.gov</a>
REACH Regulation	<a href="#">REACH Declaration</a>
REACH free of SVHC	Yes
EU RoHS Directive	Pro-active compliance (Product out of EU RoHS legal scope) <a href="#">EU RoHS Declaration</a>
Toxic heavy metal free	Yes
Mercury free	Yes
RoHS exemption information	<a href="#">Yes</a>
China RoHS Regulation	<a href="#">China RoHS Declaration</a>
Environmental Disclosure	<a href="#">Product Environmental Profile</a>
Circularity Profile	<a href="#">End Of Life Information</a>
WEEE	The product must be disposed on European Union markets following specific waste collection and never end up in rubbish bins.

## Contractual warranty

---

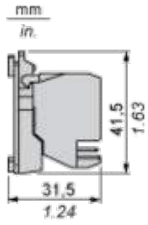
Warranty	18 months
----------	-----------

---

---

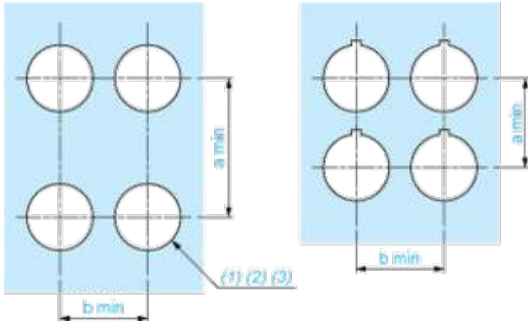
Dimensions

---



Panel Cut-out for Pushbuttons, Switches and Pilot Lights (Finished Holes, Ready for Installation)

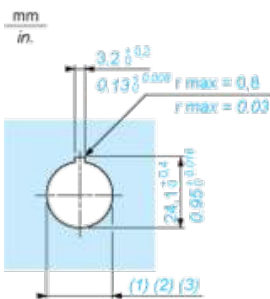
Connection by Screw Clamp Terminals or Plug-in Connectors or on Printed Circuit Board



- (1) Diameter on finished panel or support
- (2) For selector switches and Emergency stop buttons, use of an anti-rotation plate type ZB5AZ902 is recommended.
- (3)  $\varnothing 22.5$  mm recommended ( $\varnothing 22.3_0^{+0.4}$ ) /  $\varnothing 0.89$  in. recommended ( $\varnothing 0.88$  in.  $_0^{+0.016}$ )

Connections	a in mm	a in in.	b in mm	b in in.
By screw clamp terminals or plug-in connector	40	1.57	30	1.18
By Faston connectors	45	1.77	32	1.26
On printed circuit board	30	1.18	30	1.18

Detail of Lug Recess



- (1) Diameter on finished panel or support
- (2) For selector switches and Emergency stop buttons, use of an anti-rotation plate type ZB5AZ902 is recommended.
- (3)  $\varnothing 22.5$  mm recommended ( $\varnothing 22.3_0^{+0.4}$ ) /  $\varnothing 0.89$  in. recommended ( $\varnothing 0.88$  in.  $_0^{+0.016}$ )