

174922-1 ✓ ACTIVE

AMP | Multilock Connector System

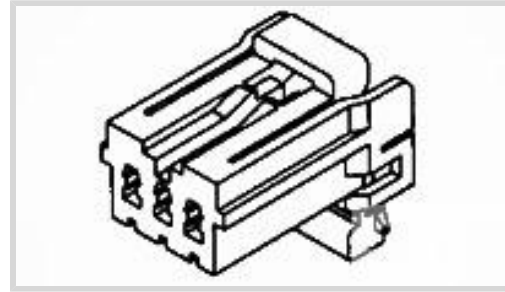
TE Internal #: 174922-1

Housing for Female Terminals, Wire-to-Wire, 4 Position, .138 in [3.5 mm] Centerline, Natural, Signal, Multilock Connector System

[View on TE.com >](#)



Connectors > Automotive Connectors > Automotive Housings > MULTILOCK, CONNECTOR HOUSING



Connector & Housing Type: **Housing for Female Terminals**

Mating Tab Width: **1.8 mm [.071 in]**

Connector System: **Wire-to-Wire**

Number of Positions: **4**

Centerline (Pitch): **3.5 mm [.138 in]**

[All MULTILOCK, CONNECTOR HOUSING \(567\)](#)

Features

Product Type Features

Connector Shape	Rectangular
Connector & Housing Type	Housing for Female Terminals
Connector System	Wire-to-Wire
Sealable	No
Hybrid Connector	No
Primary Locking Feature	Integrated in Housing

Configuration Features

Number of Positions	4
Number of Rows	1

Electrical Characteristics

Operating Voltage	12 VDC
Nominal Voltage Architecture	12 V

Body Features

Cable Exit Angle	180°
Primary Product Color	Natural

Contact Features

Contact Size	1.8mm
--------------	-------



Contact Type	Receptacle
--------------	------------

Mating Tab Width	1.8 mm[.071 in]
------------------	-----------------

Mechanical Attachment

Terminal Position Assurance	Yes
-----------------------------	-----

Strain Relief	Without
---------------	---------

Mating Alignment Type	Polarized
-----------------------	-----------

Mating Alignment	With
------------------	------

Connector Mounting Type	Cable Mount (Free-Hanging)
-------------------------	----------------------------

Housing Features

Housing Material	PBT
------------------	-----

Centerline (Pitch)	3.5 mm[.138 in]
--------------------	-----------------

Dimensions

Connector Height	15.9 mm[.626 in]
------------------	------------------

Product Width	17.4 mm[.685 in]
---------------	------------------

Product Length	21.6 mm[.85 in]
----------------	-----------------

Usage Conditions

Operating Temperature (Max)	70 °C, 75 °C, 80 °C, 85 °C, 90 °C, 100 °C, 105 °C[158 °F][167 °F][176 °F][185 °F][194 °F][212 °F][221 °F]
-----------------------------	---

Operating Temperature Range	-30 – 105 °C[-22 – 221 °F]
-----------------------------	----------------------------

Operation/Application

Circuit Application	Signal
---------------------	--------

Industry Standards

UL Flammability Rating	UL 94HB
------------------------	---------

Packaging Features

Packaging Quantity	100
--------------------	-----

Packaging Method	Bag
------------------	-----

Other

Serviceable	Yes
-------------	-----

Connector Position Assurance Capable	No
--------------------------------------	----

Product Compliance

For compliance documentation, visit the product page on [TE.com](https://www.te.com)>



EU RoHS Directive 2011/65/EU	Compliant
EU ELV Directive 2000/53/EC	Compliant
China RoHS 2 Directive MIIT Order No 32, 2016	No Restricted Materials Above Threshold
EU REACH Regulation (EC) No. 1907/2006	Current ECHA Candidate List: JUNE 2023 (235) Candidate List Declared Against: JAN 2023 (233) Does not contain REACH SVHC
Halogen Content	Low Halogen - Br, Cl, F, I < 900 ppm per homogenous material. Also BFR/CFR/PVC Free
Solder Process Capability	Not applicable for solder process capability

Product Compliance Disclaimer

This information is provided based on reasonable inquiry of our suppliers and represents our current actual knowledge based on the information they provided. This information is subject to change. The part numbers that TE has identified as EU RoHS compliant have a maximum concentration of 0.1% by weight in homogenous materials for lead, hexavalent chromium, mercury, PBB, PBDE, DBP, BBP, DEHP, DIBP, and 0.01% for cadmium, or qualify for an exemption to these limits as defined in the Annexes of Directive 2011/65/EU (RoHS2). Finished electrical and electronic equipment products will be CE marked as required by Directive 2011/65/EU. Components may not be CE marked. Additionally, the part numbers that TE has identified as EU ELV compliant have a maximum concentration of 0.1% by weight in homogenous materials for lead, hexavalent chromium, and mercury, and 0.01% for cadmium, or qualify for an exemption to these limits as defined in the Annexes of Directive 2000/53/EC (ELV). Regarding the REACH Regulation, the information TE provides on SVHC in articles for this part number is based on the latest European Chemicals Agency (ECHA) 'Guidance on requirements for substances in articles' posted at this URL: <https://echa.europa.eu/guidance-documents/guidance-on-reach>

Compatible Parts

TE Part # CAT-M9194-T273
MULTILOCK, RECEPTACLE AND TAB

TE Part # 174929-2
070 MLC W-W CAP HSG 4P B

TE Part # 174929-1
070 MLC W-W CAP HSG 4P NATURAL

TE Part # 345208-1
070 SERIES RECEPT.

TE Part # 171581-1
070 MULTI LOCK CAP ASSY 4P V

TE Part # 175026-1
070 REC CONTACT L.P 24-22

TE Part # 171581-3
070 MULTI LOCK CAP ASSY 4P V


Also in the Series | Multilock Connector System



Automotive Connector Caps & Covers (17)



Automotive Connector EMC Shielding (1)



Automotive Connector Locks & Position Assurance(2)



Automotive Housings(603)



Automotive Seals & Cavity Plugs(2)



Automotive Terminals(141)



Insertion & Extraction Tools(6)

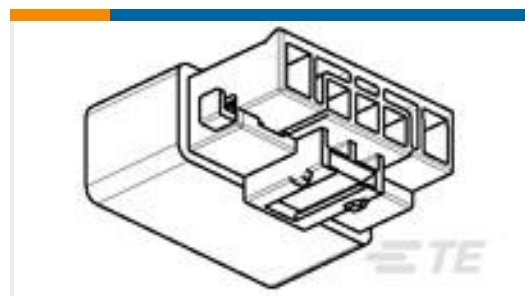


Other Automotive Connector Accessories(14)

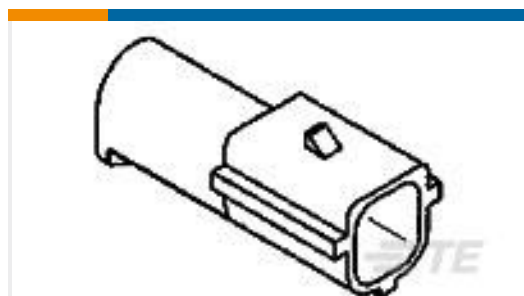


PCB Headers & Receptacles(142)

Customers Also Bought



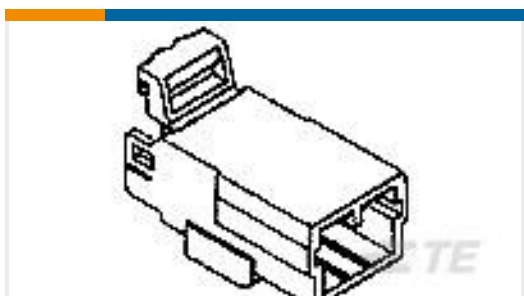
TE Part #1599314-1
HSG ASSY 5P TAB JPT/SPT HYBRID



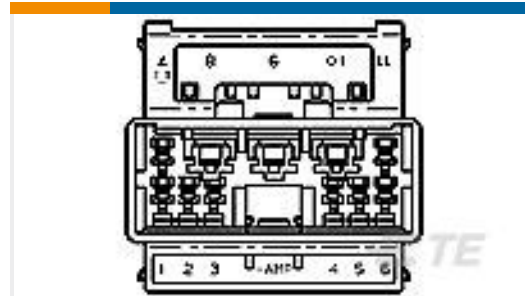
TE Part #881770-1
KIT ECONOSEAL J 1PO




TE Part #CY4756-000
TMS-SCE-2X-1K-3/8-S1-4



TE Part #174929-1
070 MLC W-W CAP HSG 4P NATURAL



TE Part #174940-1
070 MLC W-W CAP HSG 11P




TE Part #735220-1
250 FASTON REC 18-14 AWG BR



TE Part #880629-2
RING TONGUE



TE Part #880634-1
FF 110 REC 0.5-1.0 MM2 0.25X12.3 BR



Documents

Product Drawings

070 MLC W-W PLUG HSG 4P NATURA

English

CAD Files

Customer View Model

[ENG_CVM_CVM_174922-1_E.2d_dxf.zip](#)

English

3D PDF

3D

Customer View Model

[ENG_CVM_CVM_174922-1_E.3d_igs.zip](#)

English

Customer View Model

[ENG_CVM_CVM_174922-1_E.3d_stp.zip](#)

English

By downloading the CAD file I accept and agree to the [Terms and Conditions](#) of use.

Datasheets & Catalog Pages

MULTILOCK Connector System

English

Product Specifications

Product Specification

Japanese

Product Specification

Japanese