
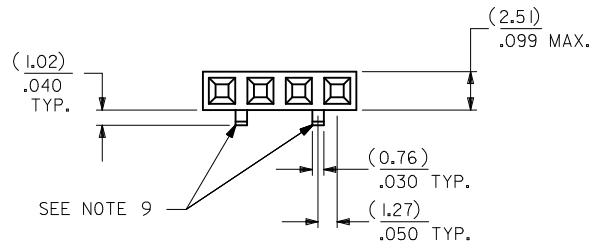


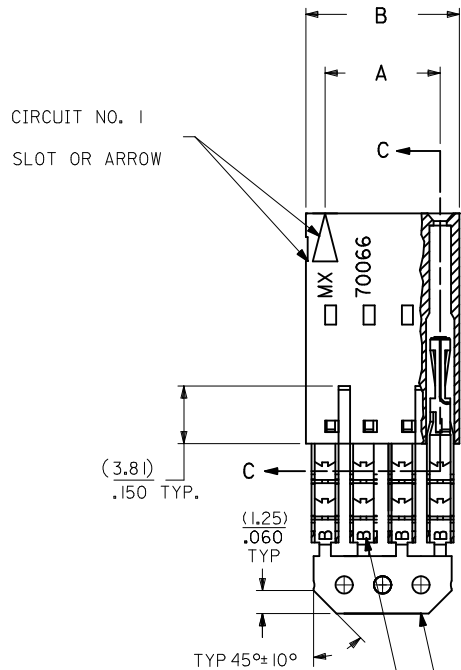
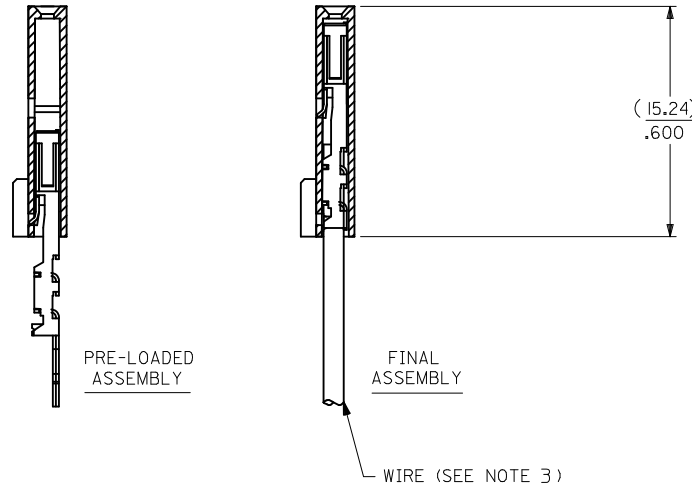
OPTION D

- NOTES:
- MATERIAL:
HOUSING: POLYESTER(PBT), GLASS FILLED, UL94 V-0,
COLOR: BLACK
TERMINAL: PHOSPHOR BRONZE
 - FINISH:
50 GOLD: 127 MICROMETERS/50 MICROINCHES MINIMUM GOLD IN
1.91 MICROMETERS/75 MICROINCHES MINIMUM TIN
OVER NICKEL UNDERPLATE OVERALL
 - TO BE USED WITH 26 AWG STRANDED WIRE WITH (1.35)/.053
DIAMETER MAXIMUM INSULATION
 - SEE TABLE FOR AVAILABLE CIRCUIT SIZES
 - STANDARD PACKAGING PER PK-70873-0001. OPTIONAL PACKAGING
MAY BE AVAILABLE. REQUEST DRAWING PK-70400
 - PARTS STACKABLE END TO END ON (2.54)/.100 CENTERS
 - PRODUCT SPECIFICATION: PS-70400
 - SEE DRAWING SDA-70400-**** (SHEET 3) FOR OPTIONAL
HOUSING DETAILS
 - 4 CIRCUIT SHOWN. 3-25 CIRCUITS HAVE 2 RIBS
 - TO MATE WITH MOLEX PART NUMBERS: 70004-**** & 70013-****
 - 2 CIRCUIT ASSEMBLES SUPPLIED AS GROUPED PAIRS

CKT. SIZE	A	B	EDP. NO.
2	(2.54) .100	(5.05) .199	14-60-5023
3	(5.08) .200	(7.59) .299	14-60-5033
4	(7.62) .300	(10.13) .399	14-60-5043
5	(10.16) .400	(12.67) .499	14-60-5053
6	(12.70) .500	(15.21) .599	14-60-5063
7	(15.24) .600	(17.75) .699	14-60-5073
8	(17.78) .700	(20.29) .799	14-60-5083
9	(20.32) .800	(22.83) .899	14-60-5093
10	(22.86) .900	(25.37) .999	14-60-5103
11	(25.54) 1.000	(27.91) 1.099	14-60-5113
12	(27.94) 1.100	(30.45) 1.199	14-60-5123
13	(30.48) 1.200	(32.99) 1.299	14-60-5133
14	(33.02) 1.300	(35.53) 1.399	14-60-5143
15	(35.56) 1.400	(38.07) 1.499	14-60-5153
16	(38.01) 1.500	(40.61) 1.599	14-60-5163
17	(40.64) 1.600	(43.15) 1.699	14-60-5173
18	(43.18) 1.700	(45.69) 1.799	14-60-5183
19	(45.72) 1.800	(48.23) 1.899	14-60-5193
20	(48.26) 1.900	(50.77) 1.999	14-60-5203
21	(50.80) 2.000	(53.31) 2.099	14-60-5213
22	(53.34) 2.100	(55.85) 2.199	14-60-5223
23	(55.88) 2.200	(58.39) 2.299	14-60-5233
24	(58.42) 2.300	(60.93) 2.399	14-60-5243
25	(60.96) 2.400	(63.47) 2.499	14-60-5253



SECTION C-C



I.D. SLOT CODE TO WIRE GAUGE CHART	
I.D. SLOT CODE	WIRE GAUGE
B	26 AWG.

PLATING CODE (STRIPE ON CARRIER STRIP)	
PLATING	COLOR
50 GOLD	NONE

REMOVE ENG NO. EC NO: UCP2011-1110 DRW:MSI BARRA 2010/10/19 CHKD:J MORGAN 2010/10/19 APPR:SMILLER 2010/11/24	QUALITY SYMBOLS ▽=0 ▽=0 ▽=0	GENERAL TOLERANCES (UNLESS SPECIFIED)	DIMENSION STYLE MM/IN	SCALE	DESIGN UNITS INCH	THIRD ANGLE PROJECTION
		4 PLACES ± --- ± --- 3 PLACES ± --- ± .010 2 PLACES ± 0.25 ± .014 1 PLACE ± 0.35 ± --- ANGULAR ± 1/2°	DRAWN BY MSI BARRA DATE 2010/10/20	CHECKED BY WAZ DATE 1990/06/20	TITLE ASSEMBLY, SL CONNECTOR SINGLE ROW 2.54/.100 GRID	MOLEX INCORPORATED
DRAFT WHERE APPLICABLE MUST REMAIN WITHIN DIMENSIONS		APPROVED BY SMILLER DATE 2010/11/24	MATERIAL NO. SEE TABLE	DOCUMENT NO. SDA-70400-4050-4073	SHEET NO. 1 OF 1	
THIS DRAWING CONTAINS INFORMATION THAT IS PROPRIETARY TO MOLEX INCORPORATED AND SHOULD NOT BE USED WITHOUT WRITTEN PERMISSION						