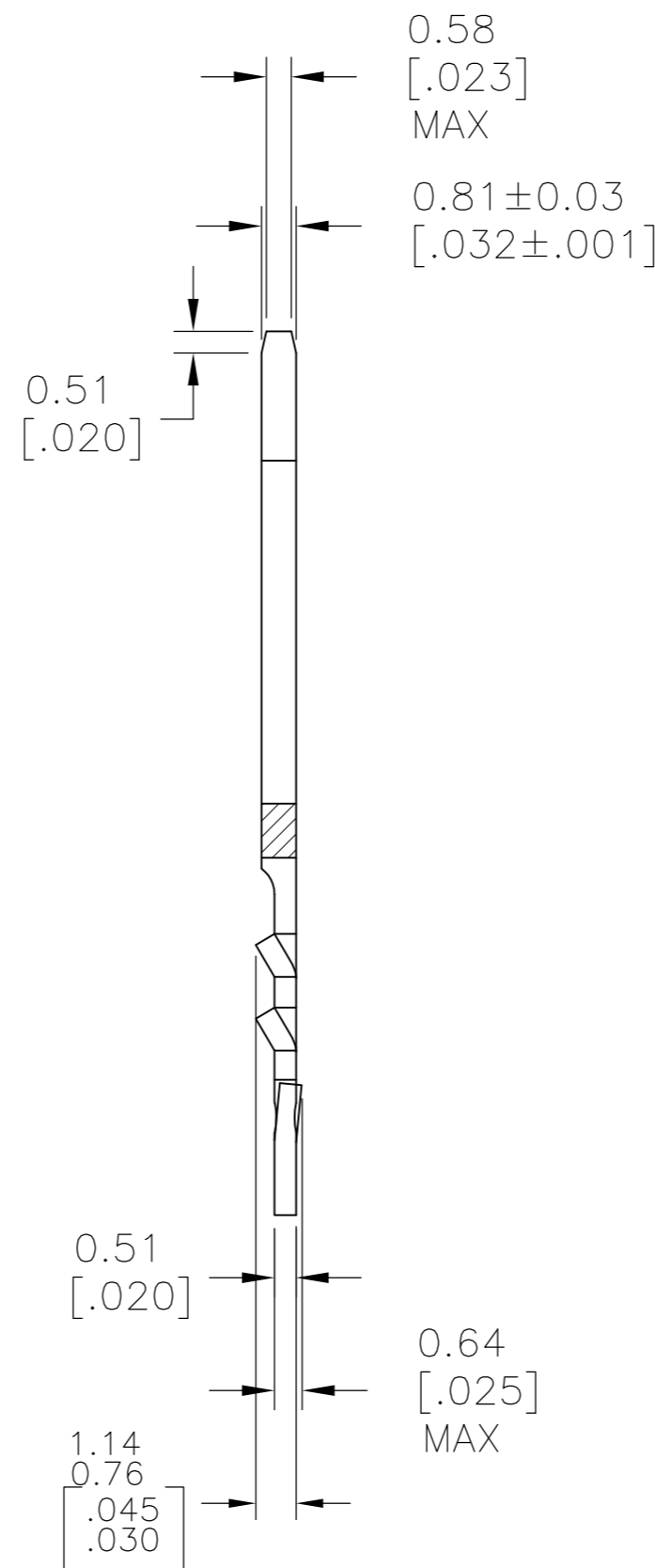
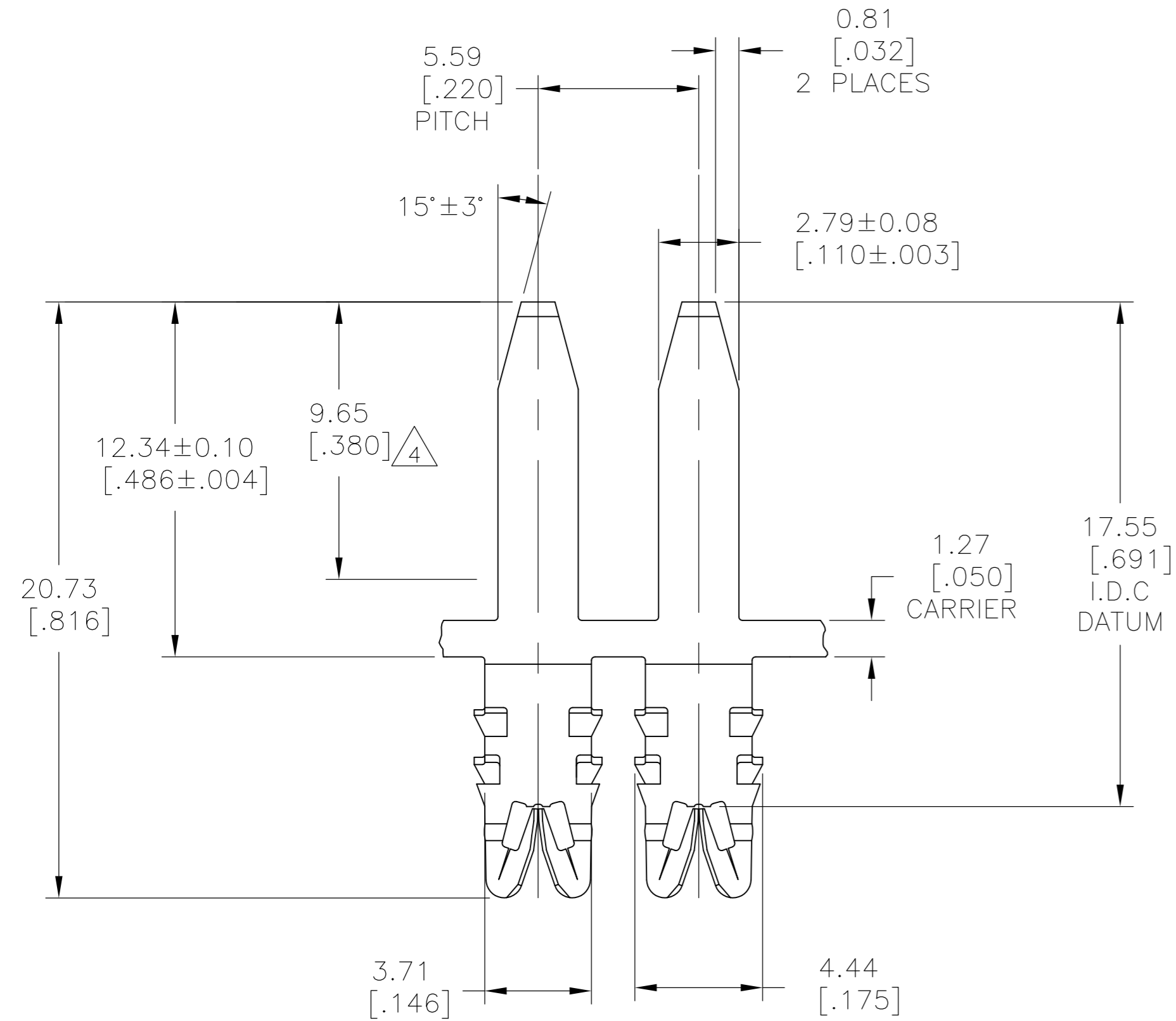
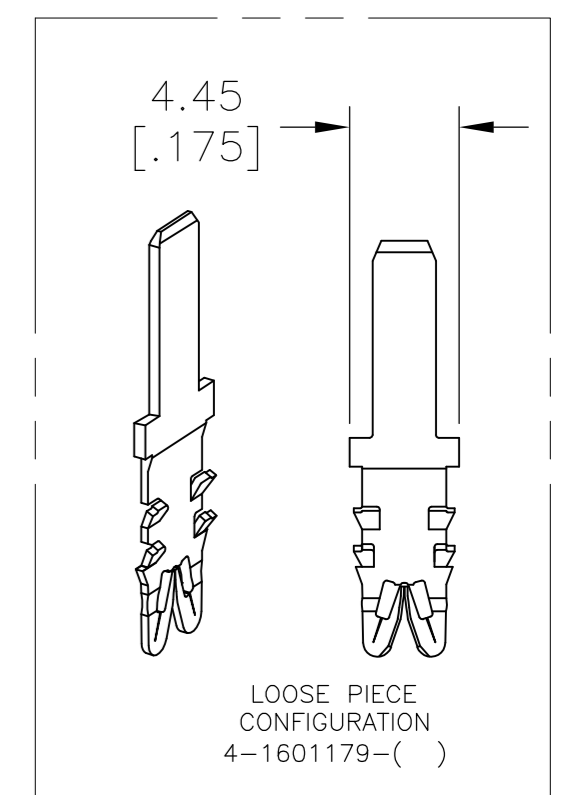


THIS DRAWING IS UNPUBLISHED. RELEASED FOR PUBLICATION
 © COPYRIGHT BY TYCO ELECTRONICS CORPORATION. ALL INTERNATIONAL RIGHTS RESERVED.

LOC	DIST	REVISIONS			
P	LTR	DESCRIPTION	DATE	DWN	APVD
AF	50				
	D2	REVISED PER ECR-10-006140	07APR10	HMR	GJ



- 1 SPECIFICATIONS: MAGNET WIRE #18-#34 AWG, 1.02[.040]-0.16[.006] DIA COPPER.
- 2 POCKET RECOMMENDATION: 1601425.
- 3 TERMINAL APPLICATION TO COMPLY WITH TYCO ELECTRONICS SPECIFICATION 114-13166 FIGURE 9.
- 4 THIS LENGTH TO BE COINED AND FREE OF BURRS.
- 5 PRELIMINARY - NOT FOR PRODUCTION.
- 6 OBSOLETE PARTS: OBSOLETE CIS STREAMLINING PER D.RENAUD/D.SINISI
- 7 TWO (2) TERMINALS SHOWN FOR ILLUSTRATION PURPOSES ONLY.



6 OBSOLETE	PRE-TIN PLATE	4-1601179-2
	PRE-TIN PLATE	2-1601179-2
	PRE-TIN PLATE	1601179-2
	FINISH	TE PART NUMBER

THIS DRAWING IS A CONTROLLED DOCUMENT.		DWN MICHAEL S. FEHER 24MAR2003	Tyco Electronics Corporation Harrisburg, PA 17105-3608	
DIMENSIONS: mm [INCHES]		CHK GENE JACONO 25MAR2003	NAME	
TOLERANCES UNLESS OTHERWISE SPECIFIED:		APVD GENE JACONO 25MAR2003	PRODUCT SPEC	
0 PLC ± -		108-2085		
1 PLC ± -		APPLICATION SPEC		
2 PLC ± 0.13[.005]		3		
3 PLC ± -		SIZE CAGE CODE DRAWING NO RESTRICTED TO		
4 PLC ± -		A2 00779 C=1601179 -		
ANGLES ± 2°		WEIGHT -		
FINISH		CUSTOMER DRAWING SCALE 6:1 SHEET 1 OF 1 REV D2		
MATERIAL BRASS, 3/4 HARD		SEE TABLE		